

Colombia

Main Indicators

Indicator	Source	IMF (World Economic Outlook)	unit	2011	2012	2013	2014	2015
Population			Millions of inhabitants	46.0	46.6	47.1	47.7	48.2
GDP			Billions of euros	241.6	287.6	286.2	284.4	264.3
GDP per capita			Euros	5,248.0	6,174.9	6,072.8	5,967.7	5,483.1
Real GDP growth			%	6.6	4.0	4.9	4.4	3.1
Inflation rate			%	3.4	3.2	2.0	2.9	5.0
Current account balance			% of GDP	-2.9	-3.1	-3.3	-5.2	-6.5

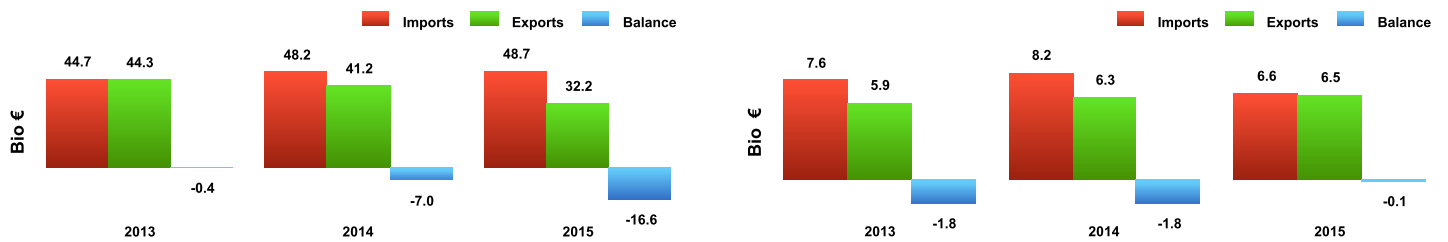
Trade in Goods

Colombia with World

Source IMF

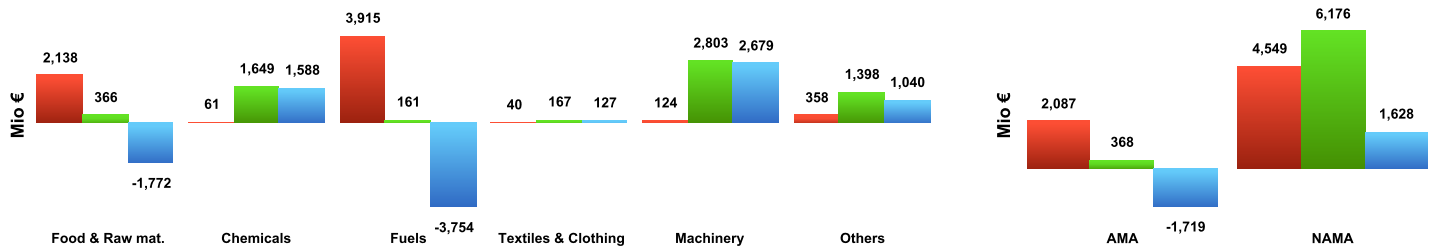
EU with Colombia

Source Eurostat



EU Merchandise trade with Colombia by product (2015) - SITC* (UN) & AMA/NAMA (WTO)

Source Eurostat



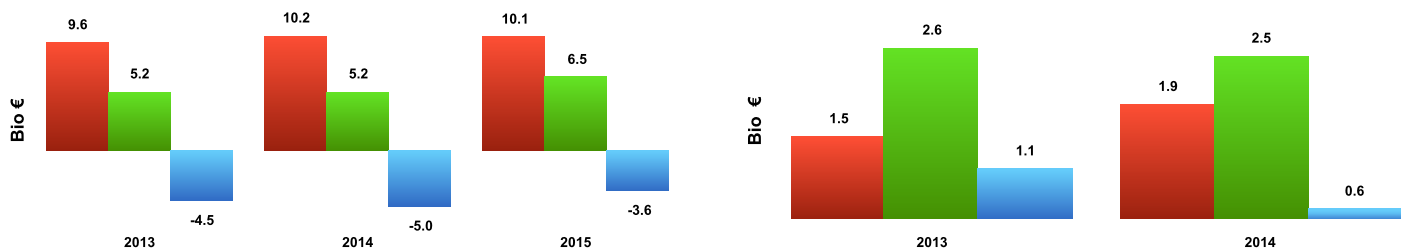
Trade in services

Colombia with World

Source UNCTAD

EU with Colombia

Source Eurostat



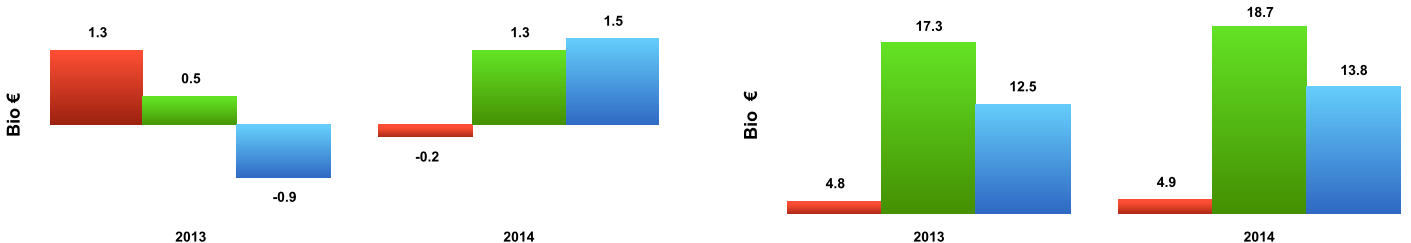
Foreign Direct Investment

EU FDI Flows with Colombia

Source Eurostat

EU FDI Stocks with Colombia

Source Eurostat



Colombia Merchandise trade with World

indicator	unit	2011	2012	2013	2014	2015	Annual average growth
imports	Billions of euros	39.3	45.6	44.7	48.2	48.7	5.5
exports	Billions of euros	40.6	47.2	44.3	41.2	32.2	-5.7
balance	Billions of euros	1.3	1.6	-0.4	-7.0	-16.6	

EU Merchandise trade with Colombia

indicator	unit	2011	2012	2013	2014	2015	Annual average growth
imports	Billions of euros	7.0	8.6	7.6	8.2	6.6	-1.2
exports	Billions of euros	5.0	5.5	5.9	6.3	6.5	7.0
balance	Billions of euros	-2.0	-3.1	-1.8	-1.8	-0.1	

EU Merchandise trade with Colombia by product - SITC (UN, WTO/ITS) & AMA/NAMA (WTO) breakdowns

indicator	unit	2011	2012	2013	2014	2015	Annual average growth
-----------	------	------	------	------	------	------	-----------------------

Agricultural Products (AMA/WTO)

imports	Millions of euros	1,655	1,539	1,536	1,694	2,087	6.0
exports	Millions of euros	160	206	219	285	368	23.1
balance	Millions of euros	-1,495	-1,333	-1,317	-1,409	-1,719	

Non-Agricultural Products (NAMA/WTO)

imports	Millions of euros	5,315	7,095	6,107	6,485	4,549	-3.8
exports	Millions of euros	4,824	5,328	5,644	6,062	6,176	6.4
balance	Millions of euros	-490	-1,768	-463	-422	1,628	

Food and raw materials

imports	Millions of euros	1,743	1,632	1,615	1,765	2,138	5.2
exports	Millions of euros	172	226	235	297	366	20.8
balance	Millions of euros	-1,572	-1,407	-1,380	-1,468	-1,772	

Fuels

imports	Millions of euros	4,643	5,963	5,580	5,952	3,915	-4.2
exports	Millions of euros	130	59	115	86	161	5.6
balance	Millions of euros	-4,514	-5,904	-5,465	-5,865	-3,754	

Chemicals

imports	Millions of euros	62	49	50	51	61	-0.2
exports	Millions of euros	1,122	1,380	1,377	1,444	1,649	10.1
balance	Millions of euros	1,061	1,331	1,327	1,393	1,588	

Machinery

imports	Millions of euros	41	43	63	65	124	31.7
exports	Millions of euros	2,410	2,574	2,778	3,105	2,803	3.8
balance	Millions of euros	2,369	2,530	2,715	3,040	2,679	

Textiles and clothing

imports	Millions of euros	46	45	43	43	40	-3.3
exports	Millions of euros	126	138	145	155	167	7.3
balance	Millions of euros	80	94	102	112	127	

Others

imports	Millions of euros	434	902	291	303	358	-4.7
exports	Millions of euros	1,025	1,157	1,213	1,260	1,398	8.1
balance	Millions of euros	591	255	922	957	1,040	

Colombia Trade in services with World

indicator	unit	2011	2012	2013	2014	2015	Annual average growth
imports	Billions of euros	7.8	9.5	9.6	10.2	10.1	6.7
exports	Billions of euros	4.0	5.0	5.2	5.2	6.5	12.7
balance	Billions of euros	-3.7	-4.5	-4.5	-5.0	-3.6	

EU Trade in services with Colombia

indicator	unit	2011	2012	2013	2014	2015	Annual average growth
imports	Billions of euros	1.4	1.4	1.5	1.9		
exports	Billions of euros	2.7	2.9	2.6	2.5		
balance	Billions of euros	1.3	1.4	1.1	0.6		

EU Foreign direct investment with Colombia

indicator	unit	2011	2012	2013	2014	2015	Annual average growth
stocks: inward	Billions of euros			4.8	4.9		1.2
stocks: outward	Billions of euros			17.3	18.7		8.2
stocks: balance	Billions of euros			12.5	13.8		
flows: in	Billions of euros			1.3	-0.2		
flows: out	Billions of euros			0.5	1.3		185.5
flows: balance	Billions of euros			-0.9	1.5		

Important note: Unless otherwise mentioned all figures for "EU" concern the European Union of 28 members for all indicated years.