

**11<sup>th</sup> EDF**  
**National Indicative Programme**  
**(2014 – 2020)**  
**for co-operation between**  
**the European Union**  
**and**  
**the Republic of Trinidad and Tobago**

## GENERAL CLAUSES

The European Commission and the Government of the Republic of Trinidad and Tobago hereby agree as follows:

- (1) The European Commission and the Government of the Republic of Trinidad and Tobago, hereinafter referred to as the Parties, determined the general orientations for cooperation for the period 2014-2020.

These orientations which are included in the National Indicative Programme, concern the European Union Aid in favour of the Republic of Trinidad and Tobago and were drawn up in accordance with the provisions of Articles 2 and 4 of Annex IV to the ACP-EC Partnership Agreement, signed in Cotonou on 23 June 2000, revised and signed in Luxemburg on 25 June 2005 and revised and signed in Ouagadougou on 22 June 2010.


The National Indicative Programme is annexed to the present document.



- (2) As regards the indicative programmable financial resources which the European Union envisages to make available to the Republic of Trinidad and Tobago for the period 2014-2020, an amount of EUR 9.7 million is foreseen for the allocation referred to in Article 3.2 (a) of Annex IV of the ACP-EC Partnership Agreement (A-allocation). A B-allocation referred to in Article 3.2 (b) can be established to cover unforeseen needs. This allocation is at EUR 0 until a need arises. These allocations are not entitlements and may be revised by the Commission, following the mid-term and end-of-term reviews, in accordance with Article 5.7 of annex IV of the ACP-EC Partnership Agreement.
- (3) The A-allocation is destined to cover macroeconomic support, sectoral policies, programmes and projects. The National Indicative Programme concerns the resources of the A-allocation. It also takes into consideration financing from which the Republic of Trinidad and Tobago benefits or could benefit under other European Union resources. It does not pre-empt financing decisions by the Commission.
- (4) The B-allocation is destined to cover unforeseen needs such as humanitarian, emergency and post emergency assistance, where such support cannot be financed from the EU budget, contributions to internationally agreed debt relief initiatives and support to mitigate exogenous shocks. The B-allocation shall be established according to specific mechanisms and procedures and does therefore not constitute a part of the programming.
- (5) Pending the entry into force of the Internal Agreement between the Representatives of the Governments of the Member States of the European Union, meeting with the Council on the financing of European Union Aid under the multiannual financial framework for the period 2014 to 2020, financing decisions for projects and programmes can be taken by the Commission at the request of the Government of the Republic of Trinidad and Tobago within the limits of the A- and B-allocations referred to in this document under the condition that sufficient financial resources are available in the transitional measures ("Bridging Facility") composed of uncommitted balances from the previous EDFs and from funds decommitted from projects or programmes under those EDFs. The respective projects and programmes shall be implemented according to the rules and procedures of the 10<sup>th</sup> EDF until the entry into force of the 11<sup>th</sup> EDF implementing rules and financial regulation.

- (6) The European Investment Bank may contribute to the implementation of the present National Indicative Programme by operations financed from the Investment Facility and/or from its own resources, in accordance with Articles 2c and 3 of the 11<sup>th</sup> EDF multi-annual financial framework for the period 2014-2020.
- (7) In accordance with Article 5 of Annex IV to the ACP-EC Partnership Agreement, the National Indicative Programme as well as the A-and B-allocations can be revised following the mid-term review and the end-of-term review or ad hoc reviews.

Done in Apia on Sept 2<sup>nd</sup>, 2014 ..... in two originals in English language.

  
For the European Commission

  
For the Government of the Republic of  
Trinidad and Tobago



**11<sup>th</sup> EDF**  
**National Indicative Programme**  
**(2014 – 2020)**  
**for co-operation between**  
**the Republic of Trinidad and Tobago**  
**and**  
**the European Union**

## GENERAL CLAUSES

The Government of the Republic of Trinidad and Tobago and the European Commission hereby agree as follows:

- (1) The Government of the Republic of Trinidad and Tobago and the European Commission, hereinafter referred to as the Parties, determined the general orientations for cooperation for the period 2014-2020.


These orientations which are included in the National Indicative Programme, concern the European Union Aid in favour of the Republic of Trinidad and Tobago and were drawn up in accordance with the provisions of Articles 2 and 4 of Annex IV to the ACP-EC Partnership Agreement, signed in Cotonou on 23 June 2000, revised and signed in Luxemburg on 25 June 2005 and revised and signed in Ouagadougou on 22 June 2010.

The National Indicative Programme is annexed to the present document.

- (2) As regards the indicative programmable financial resources which the European Union envisages to make available to the Republic of Trinidad and Tobago for the period 2014-2020, an amount of EUR 9.7 million is foreseen for the allocation referred to in Article 3.2 (a) of Annex IV of the ACP-EC Partnership Agreement (A-allocation). A B-allocation referred to in Article 3.2 (b) can be established to cover unforeseen needs. This allocation is at EUR 0 until a need arises. These allocations are not entitlements and may be revised by the Commission, following the mid-term and end-of-term reviews, in accordance with Article 5.7 of annex IV of the ACP-EC Partnership Agreement.
- (3) The A-allocation is destined to cover macroeconomic support, sectoral policies, programmes and projects. The National Indicative Programme concerns the resources of the A-allocation. It also takes into consideration financing from which the Republic of Trinidad and Tobago benefits or could benefit under other European Union resources. It does not pre-empt financing decisions by the Commission.
- (4) The B-allocation is destined to cover unforeseen needs such as humanitarian, emergency and post emergency assistance, where such support cannot be financed from the EU budget, contributions to internationally agreed debt relief initiatives and support to mitigate exogenous shocks. The B-allocation shall be established according to specific mechanisms and procedures and does therefore not constitute a part of the programming.
- (5) Pending the entry into force of the Internal Agreement between the Representatives of the Governments of the Member States of the European Union, meeting with the Council on the financing of European Union Aid under the multiannual financial framework for the period 2014 to 2020, financing decisions for projects and programmes can be taken by the Commission at the request of the Government of the Republic of Trinidad and Tobago within the limits of the A- and B-allocations referred to in this document under the condition that sufficient financial resources are available in the transitional measures ("Bridging Facility") composed of uncommitted balances from the previous EDFs and from funds de-committed from projects or programmes under those EDFs. The respective projects and programmes shall be implemented according to the rules and procedures of the 10<sup>th</sup> EDF until the entry into force of the 11<sup>th</sup> EDF implementing rules and financial regulation.

- (6) The European Investment Bank may contribute to the implementation of the present National Indicative Programme by operations financed from the Investment Facility and/or from its own resources, in accordance with Articles 2c and 3 of the 11<sup>th</sup> EDF multi-annual financial framework for the period 2014-2020.
- (7) In accordance with Article 5 of Annex IV to the ACP-EC Partnership Agreement, the National Indicative Programme as well as the A-and B-allocations can be revised following the mid-term review and the end-of-term review or ad hoc reviews.

Done in Apia on ..... *2<sup>nd</sup> September 2014* ..... in two originals in English language.



For the Government of the Republic of  
Trinidad and Tobago



For the European Commission

## TABLE OF CONTENTS

1. THE OVERALL LINES FOR THE EU RESPONSE .....	6
1.1 Strategic objectives of the EU's relationship with Trinidad and Tobago.....	6
1.2 Choice of the Sector .....	7
2. FINANCIAL OVERVIEW (INDICATIVE AMOUNTS) .....	9
3. EU SUPPORT FOR BUILDING A COMPETITIVE AND INNOVATIVE ECONOMY .....	9
3.1 Overall and specific objectives .....	9
3.2 Main results .....	9
3.3 Main indicators .....	12
3.4 Donor coordination and policy dialogue.....	13
3.5 The government's financial and policy commitments .....	13
3.6 Environmental assessment .....	15
3.7 Risk assessment .....	15
4. MEASURES IN FAVOUR OF CIVIL SOCIETY .....	17
5. B-ALLOCATION .....	18
6. MEASURES TO SUPPORT OR ACCOMPANY THE PROGRAMMING .....	18
Annex I: Sector intervention framework .....	19
Annex II: Template for Indicative timetable for commitments.....	20
Annex III: Key MDG and development indicators.....	21
Annex IV: Donor Matrix .....	22

## **LIST OF ACRONYMS**

**ACP** – Africa, Caribbean, Pacific

**CARIFORUM** – Forum of the Caribbean Group of African, Caribbean and Pacific (ACP) States

**EDF** – European Development Fund

**EIB** – European Investment Bank

**EPA** – Economic Partnership Agreement

**EU** – European Union

**FAO** – Food and Agriculture Organization

**IADB** – Inter-American Development Bank

**ILO** – International Labour Organization

**NAO** – National Authorizing Officer

**NIP** – National Innovation Policy

**NIP** – National Indicative Programme

**NSA** – Non- State Actors

**SMEs** – Small and Medium Enterprises



## **1. THE OVERALL LINES FOR THE EU RESPONSE**

### **1.1 Strategic objectives of the EU's relationship with Trinidad and Tobago**

The leading Caribbean producer of oil and gas, the Trinidad and Tobago economy is heavily dependent on these commodities which account for about 45% of GDP, 50% of Government revenue and 80% of exports, but only 4% of employment<sup>1</sup>. The country has a reputation as a good investment site for international businesses and a resilient economy with one of the highest per capita incomes in Latin America and the Caribbean<sup>2</sup>. Trinidad and Tobago graduated to the list of high income countries in 2011<sup>3</sup>. However, the GDP figure alone does not reflect the development challenges of the country in particular in terms of unequal distribution of income. Trinidad and Tobago's Human Development Index (HDI) for 2012 is 0.760—in the high human development category—positioning the country at 67 out of 187 countries and territories. When the value is discounted for inequality, the HDI falls to 0.644, an overall loss of 15.3%<sup>4</sup>. The 2009 estimates indicate that the poverty rate in Trinidad and Tobago has decreased by 2% from the 2005 official figure of 16.7%<sup>5</sup>. However, despite strong democratic foundations and stable political environment, the governance<sup>6</sup> and competitiveness<sup>7</sup> indicators have stagnated in international ratings.

Strong with its energy resources, Trinidad and Tobago has demonstrated political and economic commitment to Caribbean level regional integration. It plays a leadership role within both the CARICOM in sectors such as crime and security, trade, economy, education and manufacturing, as well as in CARICOM issues in the wider international fora. However, due to the geographical proximity to the South American continent (13 km), it is a location for the transshipment of drugs and small arms. The impact of transnational criminal activities on human security and the economy has become a major concern for the country and the region.

As a small island developing state with fragile ecosystems, Trinidad and Tobago is vulnerable to environmental shocks, and due to its geographical location also to natural hazards, which may be increased by the effects of climate change. At the core of the social and economic development strategy lies a fundamental respect for the environment. Trinidad and Tobago produces less than 1% of total absolute global greenhouse gas emissions. However, under the 2012 Environmental Performance Index<sup>8</sup> (EPI), it is ranked 96th out of 132 countries based on its per capita emissions largely due to its status as a petroleum producer with energy subsidies contributing to high production of greenhouse gases per capita.

To decrease the dependence on the energy sector, the Government of Trinidad and Tobago seeks to broaden the country's economic base through diversification. The objective of EU funding to Trinidad and Tobago is to continue supporting this effort. The EU assistance to the national innovation system aims to increase the competitiveness of the country in economically, socially and environmentally sustainable manner, and to build stronger and more efficient public service institutions, delivering better and more relevant services by increasing the cooperation between different actors, and improving aspects of good governance such as accountability, transparency and

---

<sup>1</sup><http://www.central-bank.org.tt/sites/default/files/Updated%20AES%202012%20-%20September%2020%202013.pdf> (p.10)

<sup>2</sup> <http://data.un.org/Data.aspx?q=GDP+per+capita&d=SNAAMA&f=grID%3a101%3bcurrID%3aUSD%3bpcFla%3a1>

<sup>3</sup> <http://data.worldbank.org/country/trinidad-and-tobago>

<sup>4</sup> <http://hdrstats.undp.org/images/explanations/TTO.pdf>

<sup>5</sup> Ministry of Planning and Sustainable Development

<sup>6</sup> <http://info.worldbank.org/governance/wgi/index.aspx#home>

<sup>7</sup> [http://www3.weforum.org/docs/WEF\\_GlobalCompetitivenessReport\\_2013-14.pdf](http://www3.weforum.org/docs/WEF_GlobalCompetitivenessReport_2013-14.pdf)

<sup>8</sup> <http://www.stat.yale.edu/cgi-bin/R/cpmain?iso=TTO>

fight against corruption.

The EU support for the country's diversification thrust provides a platform for broadening and deepening political dialogue between Trinidad and Tobago and the EU. It strengthens the partnership between the EU and Trinidad and Tobago, and offers the country a partner in addressing the challenges and opportunities of globalisation.

The EU continues to be an active partner in supporting regional integration and cooperation, based on its own experience. At the regional level, in October 2008 the Caribbean signed the Economic Partnership Agreement (EPA) between the Caribbean Forum (CARIFORUM) countries and the EU. Trinidad and Tobago is a signatory to the EPA and ratified the agreement.

The CARIFORUM-EU EPA builds a trade partnership for increased competitiveness, economic growth and development and participation in the world trading system. The EU is firmly committed to implementing its obligations stemming from the EPA and to assist Trinidad and Tobago to implement its obligations.

Resilience building is an overarching goal as outlined in the European Commission's Communication on Resilience<sup>9</sup>. Resilience strategies should contribute to different policies, in particular Food Security, Climate Change Adaptation and Disaster Risk Reduction (DRR). In this context, the EU has consistently supported prevention and preparedness for crises in the most vulnerable countries and identified the need to integrate DRR and Adaptation to Climate Change, notably into both development cooperation and humanitarian response.

## **1.2 Choice of the Sector: Support to building a competitive and innovative economy with special emphasis on innovation.**

The Medium Term Policy Framework (MTPF) 2011-2014 constitutes the national development agenda of Trinidad and Tobago over the medium term. The starting point for the MTPF is the recognition of the finite oil and gas resources and the need to diversify from the dependence on the energy sector. As a Small Island Developing State (SIDS) with limited opportunities for economies of scale, the MTPF introduces innovation as a tool for supporting competitiveness and diversification and for boosting a knowledge-driven economy.

The World Bank<sup>10</sup> recognises the place of innovation at the heart of development, constituting means for the re-launching and creating economic activities, and for providing instruments to address economic, environmental and social challenges. The Global Entrepreneurship Monitor (GEM)<sup>11</sup> report underlines the importance of innovation to long term economic growth. The 2011 GEM reports a deficiency in the innovative nature of product supply in Trinidad & Tobago. Among the countries reviewed in the Caribbean region and throughout the Americas, Trinidad and Tobago ranked the lowest in terms of provision of novelty products to consumers.

The Global Innovation Index (GII)<sup>12</sup> measures countries' ability to stimulate innovation, and indicates which countries are better at achieving scientific advance or creating intellectual property. Trinidad and Tobago's ranking under the GII has stagnated over the years. The 2013 GII ranked

---

<sup>9</sup> COM(2012)586 final and SWD(2013)227 final

<sup>10</sup>

<https://openknowledge.worldbank.org/bitstream/handle/10986/2460/548930PUB0EPI11C10Dislosed061312010.pdf>

<sup>11</sup> <http://www.gemconsortium.org/docs/2834/gem-trinidad-tobago-2011-report> (p.18)

<sup>12</sup> [http://www.wipo.int/export/sites/www/freepublications/en/economics/gii/gii\\_2013.pdf](http://www.wipo.int/export/sites/www/freepublications/en/economics/gii/gii_2013.pdf) (p. 257)

Trinidad and Tobago 81<sup>st</sup> out of 142 countries with an overall index score of 33.2, no change from 2012<sup>13</sup> when the country ranked 81<sup>st</sup> out of 141 countries with an index score of 32.5. In terms of the Innovation Input, Output and Efficiency sub-indices (2013), Trinidad and Tobago was ranked 82<sup>th</sup>, 87<sup>th</sup> and 85<sup>th</sup>, respectively.

The World Economic Forum recognizes innovation as one of the twelve pillars of competitiveness. Their Global Competitiveness Report (GCR) <sup>14</sup> 2013-2014 promoted Trinidad and Tobago from the category for an "economy in transition" to "innovation driven economy" based on the country's GDP per capita. However, Trinidad and Tobago is constrained by its small domestic markets and limited pool of technical skills. The intermediary organisations for innovation are underdeveloped and the application of advanced technology outside the energy sector is limited to some areas in the service sector. The most important innovation activity is absorption of foreign technology rather than development of new innovations. The GCR innovation pillar places the government at the 130<sup>th</sup> place in the intake of advanced technical products out of a total of 148 ranked countries.

Public expenditure on R&D is still relatively low calculated at 0.04<sup>15</sup> of GDP. Industry's spending on R&D is unknown. Much of the R&D conducted by the universities has contributed to publications of topics that infrequently address the developmental needs of the country.

While the private sector in Trinidad and Tobago is arguably the most dynamic in the English speaking Caribbean, and in spite of long-standing efforts to boost innovation performance through supply-side policies, such as government financing of tertiary education and a number of innovation promoting government funds, Trinidad and Tobago has so far been unable to push innovation outside the energy sector. Therefore, in order to pursue diversification efforts, the formulation and implementation of an innovation policy has acquired high priority for the Government.

Trinidad and Tobago does not yet have an innovation policy, although a number of elements of a National Innovation System (NIS) exist. The current NIS is fragmented: the roles and responsibilities of the key stakeholders, and the necessary interactions to drive innovation, have not been formalised. There is no system for evaluating innovation. A National Innovation Policy is being developed with assistance from the Inter-American Development Bank (IADB), and is to define the NIS, as well as to set an agenda for closing the gaps between research, education, financing and policy frameworks.

The 11<sup>th</sup> EDF support for the national innovation system aims to contribute to creating the business environment required to drive competitiveness and a more diversified economy in economically, socially and environmentally sustainable way. It builds on a number of recent or ongoing EU sector budget support programmes, which have supported different aspects of economic diversification: the 9<sup>th</sup> EDF Tertiary Education Programme, the 10<sup>th</sup> EDF Support to Enabling Competitive Business Programme, the diversification activities under the support for Accompanying Measures for Sugar Protocol Countries, and encouraging sustainable development under the 10<sup>th</sup> EDF Environment Programme. Innovation will also contribute to the sustainable development of the country through negotiations that are currently underway to support an intervention in the area of renewable energy under the Caribbean Investment Facility.

The intervention in the area of innovation also aims at expanding the work done under the Caribbean Welcome project, a 7<sup>th</sup> Framework Programme which came to an end in 2013. Trinidad and Tobago was involved in the programme with the primary focus on the cooperation among the different

---

<sup>13</sup> [http://www.wipo.int/export/sites/www/freepublications/en/economics/gii/gii\\_2012.pdf](http://www.wipo.int/export/sites/www/freepublications/en/economics/gii/gii_2012.pdf) (p. 304)

<sup>14</sup> [http://www3.weforum.org/docs/WEF\\_GlobalCompetitivenessReport\\_2013-14.pdf](http://www3.weforum.org/docs/WEF_GlobalCompetitivenessReport_2013-14.pdf)

<sup>15</sup> NIHERST

players of the "knowledge triangle" including firms (innovation), universities/schools (education) and research organisations (research) in the agro-industrial sector, through the University of Trinidad and Tobago and the Caribbean Council for Science and Technology.

This National Indicative Programme (NIP) can also continue the longstanding cooperation between the EU and the St. Augustine (Trinidad) campus of University of West Indies (UWI). The EU has partnered with the institution, among others through infrastructure and support to various faculties (e.g. to set up the Cocoa Research Unit). Under the 9<sup>th</sup> and 10<sup>th</sup> EDF, UWI has been actively participating in numerous programmes, supporting exchange of academics and researchers, such as Edulink, Erasmus Mundus and Intra-ACP higher education programmes. UWI is also a programme partner in the Collaboration with Universities from the Caribbean & South Pacific (CARPIMS I+II).

The EU involvement in the area of innovation falls under the Agenda for Change priorities for supporting inclusive sustainable growth by promoting innovation policies. It also operationalizes the Joint EU-Caribbean Partnership Strategy objective for promoting innovation, information, communication technology and competition under the theme for Regional Integration and Cooperation in the Wider Caribbean. Furthermore, the proposed programme complies with the recommendation of the 2012 Results Oriented Monitoring (ROM) for the Enabling Competitive Business Sector Budget Support, to consider innovation. Assisting the developing countries in building innovative and competitive economies follows the trends in the area of private sector development and can offer opportunities to promote ILO Core Labour Standards and Corporate Social Responsibility agenda.

## **2. FINANCIAL OVERVIEW (INDICATIVE AMOUNTS)**

Support for building a competitive and innovative economy	EUR 8 Million (approx. 83% of total)
Measures in favour of civil society	EUR 1 Million (approx. 10% of total)
Support measures	EUR 0.7 Million (approx. 7% of total)

The first item, "Support for building a competitive and innovative economy", includes an allocation for implementation by civil society (EUR 1 million). This National Indicative Programme (NIP) covers the period 2014-2020. The financial envelope is subject to revision under the mid-term review of the NIP.

The EU response and National Indicative Programme may be complemented by operations financed by the EIB from the Cotonou Investment Facility and/or its Own Resources.

## **3. EU SUPPORT FOR BUILDING A COMPETITIVE AND INNOVATIVE ECONOMY**

### **3.1 Overall and specific objectives**

The overall objective of the EU programme is to support improving competitiveness and diversification through creation of an economically, socially and environmentally sustainable innovation-driven economy.

The specific objectives are to strengthen the governance structures for innovation, to support diversification through development of strategic business clusters, to increase the research capacity, and to improve the incentives and financing for innovation.

### **3.2 Main results**

The results of the EU assistance will be measured against targets established for the National

Innovation Policy and the improvements in the institutional capacity of the agencies involved in the area of innovation. Based on a discussion paper on innovation policy, prepared by the Ministry of Planning and Sustainable Development, as well as feedback from the other public agencies, the academia, and the private sector, the following areas are foreseen for the EU support:

### ***1) Governance structures for innovation improved***

The National Innovation Policy will establish the overarching strategic framework for innovation in the country. It will cover areas of intellectual property, requirements for the education sector and creating a culture of innovation, financing of innovation, support to science and technology and commercialisation. The National Innovation Policy also has a potential of contributing to the Government's commitment to an economically, socially and environmentally sustainable development of the country.

The National Innovation Policy will be complemented by a set of sub strategies and policies. Firstly, the Investment Policy and the Export Strategy (Ministry of Trade, Industry and Investment) will strengthen the criteria for the identification of new and emerging sectors for diversification and investment. The other related policies are the Small and Micro Enterprise Policy and the Policy for Supporting Green Businesses (Ministry of Labour and Small and Micro Enterprise Development), the National Science and Technology Policy which lists Environmental and Energy Sustainability as one of the priority areas for research, the National ICT Plan (Ministry of Science and Technology) and Intellectual Property Rights Policy (Ministry of Legal Affairs), all of which are currently being developed.

Under Corporate Social Responsibility initiatives, the private sector has been active in supporting diversification and sustainable development and growth through community level enterprise development schemes, and in promoting modern technology by provision of free cable, broadband and electronic equipment at public sector and community level. Also, the private sector has supported learning and education in the area of science and technology, for example through scholarships.

### **The EU will support**

- the creation of the institutional framework, cooperation structures between the public sector, academia, private sector and civil society, and establishment of the new institutions confirmed under the National Innovation Policy.
- creation of a strong performance measurement and evaluation framework for the innovation-related policies, capitalising on the experience gained under technical assistance for Monitoring and Evaluation (M/E) units for the 10<sup>th</sup> EDF Enabling Competitive Business - Programme.
- creation of a strategic communication approach for the sector to support the changes required.
- Capacity building of the key institutions involved. These interventions will be informed by the institutional capacity assessments under the formulation phase. Technical Assistance can for example be provided for the Intellectual Property Office (IPO) to strengthen its administrative, technical and outreach capability to develop ownership, management and use of intellectual property (IP) as an economic asset and as a tool for socio economic development, or for the Bureau of Standards to promote standardization as a vehicle for transferring innovative products and technologies into marketable products and services.
- Mainstreaming sustainable development aspects into the national innovation structures.

Progress in the area of the sector governance will be measured against the existence of the

institutional arrangements identified under the National Innovation Policy, existence of annual performance reports in accordance with the performance management system created for the sector, and the results of the communication strategy put in place.

## **2) Stronger non fossil fuel clusters**

Strong clusters offer a combination of entrepreneurial dynamism, intensive linkages with top level knowledge institutions and increased synergies among innovation actors. Based on identified private sector business interests, regional strengths, specific competences and market foresight, the Government has identified the following priority areas to support diversification:

- food sustainability,
- culture and creative industries,
- information and communication technology services,
- financial services,
- tourism,
- maritime industries,
- energy.

The assessment was supported also by the competitiveness analyses of the five growth pole areas (North East Tobago, East Port of Spain Trinidad, North Coast Trinidad, Central Trinidad and South Western Peninsula Trinidad), which identified complementary industries related by technology, skills, shared infrastructure, demand and other linkages.

To strengthen these clusters, **the EU assistance will support**

- development of new strategies for the priority sectors through technical assistance. These strategies will include
  - research and innovation plans to map the future needs for a specific industry,
  - identification of the type of competencies available at local universities,
  - identification of the characteristics of international competition, and the areas of growth.
- Capacity building for the cluster management agencies to improve the implementation of the sector strategies. This will include setting and monitoring of the sector specific performance targets.
- Strengthening of the existing network of business incubator, including the Centre for Enterprise Development and Integrated Business Incubator System (IBIS), to better speed up the growth and success of start-up and early stage companies, and to better accommodate technology intensive businesses, encouraging start-ups in the technology and science fields.
- Strengthening the Ideas to Innovation programme, which aims to facilitate the innovation and invention initiatives.

The success of the cluster strategies and their implementation will be measured through the increase in the contribution of these clusters to the GDP. The success of the incubator system in promoting innovation will be measured through the increase in the innovation against the Total Early-stage Entrepreneurial activity (TEA) under the annual Global Entrepreneurship Monitor (GEM) reports and the number of sustainable businesses spawned.

## **3) Increased research activity**

Rising demand is a key stimulus to development of new products, services or solutions. The National Innovation Policy will involve increased use of ICT to acquire information of the needs of customers, to engage stakeholders with sustainable innovation and to provide a platform for the research community and the private sector to pursue demand driven research.

The role of the Business Support Organisations (BSOs) will be to promote innovation thinking and investment, to engage with the research community to facilitate demand-driven research, to facilitate competitive partnerships, networking and learning between their member organisations, and to engage the private sector organisations with promoting science and innovation culture in the society.

The Science and Technology (S&T) Policy will articulate the national research priorities to provide focus for limited base of human and financial resources, and to encourage solutions in the areas of national priorities, such as fight against crime, health and environmental and food sustainability.

All these initiatives provide possible entry points to supporting research on green and clean technologies.

#### **The EU assistance will support**

- the establishment of National Research Council, responsible for establishment and administration of the National Science and Technology Fund, and promotion of partnership arrangements between research institutes and industry.
- the design and creation of a knowledge network between firms aspiring to improve their products and services through value chain and design development, and research and development agencies providing the know-how required.

Progress in this area will be measured through the Global Competitiveness Report (GCR) indicator for university-industry collaboration in R&D and in the increased research activity on green and clean technologies.

#### **4) *Improved financing of research and innovation***

Financing innovation aims to bridge the gap between research and the market, to ensure that entrepreneurs and businesses have the resources to convert their ideas and products into commercial successes, while respecting the UN Guiding principles on Business and Human Rights.

To improve the framework for financing research, innovation and start-ups in Trinidad and Tobago, **the EU support will include:**

- A review of the local and regional financial markets in view of identifying the strengths and weaknesses of the current financial institutions and developing institutions for R&D and risk investment financing.
- An assessment of the role and processes of the existing R&D and innovation funds and programmes. Special consideration will be made for providing funding to enable business and research communities to work together on R&D projects, and for publicising innovations, as well as engaging investors and innovators to take new solutions to market.
- An analysis of the tax system in view of supporting R&D activity as well as investors. This analysis will be accompanied with a proposal of incentives for R&D and risk investment. In terms of the low carbon emissions economy, in accordance with the National Climate Change Policy, the current system includes for example tax incentives to facilitate greater deployment of renewable energy and cleaner technologies.

Successful implementation of this component will be measured against the targets for R&D spending, and the uptake of the new incentives by the business community.

### **3.3 Main indicators**

In the absence of the sector policy, indicators for the sector have not been formalized. The main indicators for measuring the results under this National Indicative Programme are contained in the

sector intervention framework attached in Annex 1. They have been drawn from the targets of the Universities and a research institution, and information provided by the Global Competitiveness Index.

### **3.4 Donor coordination and policy dialogue**

The Government routinely consults the different stakeholders in the design and implementation of the public policies. Strong Business Support Organisations exist in the area of manufacturing and services, as well as several chambers of trade and commerce. There is an established private - public dialogue and the Ministry of Trade, Industry and Investment has a consultative committee with the private sector. Private Sector has been included systematically in all recent trade negotiations.

The Medium Term Policy Framework (MTPF) 2011-2014 assigns the Ministry of Planning and Sustainable Development (MPSD) to develop the National Innovation Policy with support from the Economic Development Board (EDB) and the Council on Competitiveness and Innovation (CCI). However, in the absence of formal roles and responsibilities in the sector of innovation, the coordination and dialogue between the stakeholders requires strengthening. In response, a Cabinet appointed inter-ministerial committee chaired by the Ministry of Planning and Sustainable Development, comprising the key government ministries, will provide oversight and coordination for the design and implementation of the National Innovation Policy. Furthermore, a technical committee has been established. This committee comprises government, private sector, research institutions, lending institutions and non-governmental agencies.

Regular dialogue on Innovation Policy between the Government agencies and the EU started in 2012 and has involved the academia, private sector and other Non State Actors. The dialogue has covered a number of areas including the coordination mechanisms for the policy design and implementation, cross cutting issues of transparency, good governance and environmental sustainability, and Monitoring and Evaluation (M/E) framework for the National Innovation System. The use of incubators to foster innovation under the ongoing EU Budget Support for Enabling Competitive Business strategy has also been examined in some depth.

The IADB is supporting the establishment of the National Innovation Policy. The UNDP focus is on working with the private sector in the area of Corporate Social Responsibility, and building innovation through strategic partnerships between the businesses and civil society. Donor coordination will be facilitated by the establishment of a steering committee including representatives from the multilateral agencies, academia, the National Institute of Higher Education, Research, Science and Technology (NIHERST), and other relevant agencies. The role of the committee will be to review the progress on the establishment of the NIS with the necessary coordination mechanisms, and to make recommendations where necessary.

### **3.5 The government's financial and policy commitments**

#### Policy

The National Innovation Policy is under development. A draft is to be available during the second quarter of 2014. The final document, based on national consultations, is due in 2015. The National Science and Technology Policy has been drafted and has been introduced for the approval process.

#### Financial

The objective of the Government is to increase public R&D financing to 1% of the GDP over the medium term. However, the figure has been minimal over the years, fluctuating between 0.04 and 0.06 per cent of the GDP over the period 2006-2011. Recorded expenditure on R&D is collected



under three categories:

- Higher education
- Research institutions
- Government departments

There are no data available on R&D spending by the private sector.

In the absence of a policy, no sector budget exists. Examples of current public sector financing commitments for innovation include:

- the Innovation Financing Facility (IFF) under the Ministry of Planning and Sustainable Development, established in 2012 to provide funding for persons and entities with pioneering business ideas. The i2i (Idea 2 Innovation) competition is financed under the IFF as a vehicle for the development of ideas with commercial potential. 50 recipients in the first year of the competition received a total of TTD 4.7 million in grants for the development of "proof of concept" designs. 53 more were financed in 2013.
- the Green Fund grant facility available to Community Groups and Organizations engages in financial assistance for activities related to remediation, reforestation or conservation of the environment. The source of the funds is a Green Fund Levy. The balance of the fund at September 30, 2012 was TTD 2,916 million.

Information and Communications Technology (ICT) is the main vehicle used by the Government to reduce bureaucracies, to modernize the public service and to open better avenues for citizen engagement, with a view to delivering better services more efficiently. Approximately TTD 105.5 million were spent during 2012/2013 under the Public Sector Reform Computerization Programme. For fiscal 2013/2014 TTD 138.1 million was allocated. The initiatives include tconnect - the Government's portal for public on line services for citizens and businesses-, *TTBizLink* - an online business and trade facilitation platform for import/export permits and licences, registering a business or conducting other business related activities- and Trinidad and Tobago's Government Wide Area Network (GovNeTT) supplying secure high-speed connections between Government Ministries and Agencies.<sup>16</sup>

#### *Good governance, transparency and accountability*

The principle of good governance is articulated as one of the cornerstones of sustainable development under the 'Strategy for Sustainable Development'. In the area of transparency and accountability, an Inter-Ministerial Committee on Open Government Partnership (OGP) is mandated to prepare the National Action Plan for the country to join OGP in April 2014. The National Performance Framework and the Annual Performance Reports aim to foster accountability and increase sharing of information. The Freedom of Information Act (FOIA) allows the public to access certain types of official documents.

In the area of good governance, the establishment of the Civil Society Board (CSB) is a key initiative towards promoting civil society dialogue with government agencies, in line with the Mid Term Policy Framework's objectives to better engage the civil society. Stakeholder consultations guiding the process for the formation of the CSB are underway. Dialogue with the third sector is also fostered under the Extractive Industries Transparency Initiative (EITI), which under the 2013 EITI standard is broadening the tri-stakeholder dialogue beyond the current focus on transparency of revenue. The first EITI report for Trinidad and Tobago was published in 2013. The Integrity in Public Life Act, among other things, allows for an Independent Integrity Commission to monitor and investigate the conduct of public officials.

---

<sup>16</sup> Figures for this section from the Ministry of Planning and Sustainable Development

### Gender

According to the Global Gender Gap Index (2012)<sup>17</sup> Trinidad and Tobago's rank fell from 21<sup>st</sup> in 2011, to 43<sup>rd</sup> out of 135 countries in 2012. While the country ranks among the highest in the world in terms of "Political Empowerment" (36<sup>th</sup>) and the "Economic Participation" and "Educational Attainment" rank 47<sup>th</sup> and 53<sup>rd</sup> respectively, the overall position is dragged down by the weak performance in the category for "Health and Survival" (128<sup>th</sup>). The draft National Science and Technology Policy addresses this by listing Health and Wellness as priority areas for research and investment.

### **3.6 Environmental assessment**

The MTPF recognises the need to commence the process of transitioning to a low carbon society" and recalls the government's commitment "to the development of a new growth dynamic that transforms the existing consumption-based economic growth into an environmentally-friendly one - a model that emphasises the efficient use of resources and minimises pollution by utilising environmentally-friendly technologies and supporting green industry". However, no environmental targets have been set for different sectors.

The innovation sector offers potential of contributing to the transformation to a low carbon footprint, e.g. by supporting education, R&D in green and clean technologies, and eventually promoting green jobs. An example of an initiative to support greening of business sector, is the launch of the first Climate Innovation Centre in the Caribbean in Trinidad and Tobago in January 2014, to encourage Small and Micro Enterprises to adopt initiatives combatting climate change. Following the global shift in the dialogue towards the post-2015 Development Agenda and Sustainable Development Goals, the focus of the innovation policy has now moved towards sustainable economic growth. Trinidad and Tobago has spearheaded the Caribbean Regional approach to highlight the importance of national innovation to sustainable development in the Third Conference on Small Island Development States (SIDS) to be held in Samoa in 2014.

Innovation offers opportunities for transitioning towards a low carbon development path, producing, selling and consuming cleaner goods and services. While no specific eco-innovation policy is envisaged at this point, as mentioned above, the National Science and Technology Policy lists Environmental and Energy Sustainability as one of the priority areas for research, and there are a number of policies which promote eco innovation, such as Policy for Supporting Green Businesses, under development by the Ministry of Labour and Small and Micro Enterprise Development with the EU assistance. Also, tax incentives have been put in place to facilitate greater deployment of renewable energy and cleaner technologies as outlined by the National Climate Change Policy. This opens avenues for innovation in the areas of air emissions and renewable energy, as long as these policies are effectively implemented. Lastly, the Tobago Development Plan adopts environmental branding approach, and identifies opportunities for example in the area of waste management.

The environmental assessment screening in accordance with the Commission's Guidance for Integration of Environment and Climate Change in Development Cooperation, applied during the programme/project identification phase, will provide a basis for environmental and climate change aspects to be integrated into programme/project formulation.

### **3.7 Risk assessment**

#### *Sector strategy and implementation*

The adoption of the Innovation Policy has been delayed. Also, challenges relating to the

---

<sup>17</sup> [http://www3.weforum.org/docs/WEF\\_GenderGap\\_Report\\_2012.pdf](http://www3.weforum.org/docs/WEF_GenderGap_Report_2012.pdf)

coordination of the strategy implementation should not be underestimated. Technical Assistance has been sourced from the IADB to accelerate the process for drafting the policy. New ways of encouraging cooperation among different public agencies, private sector, academia and non-state organisations will need to be identified to facilitate the implementation challenges.

To support results oriented implementation, the National Performance Framework (NPF) for the Medium Term Policy Framework 2011-2014 provides a structure for building mechanisms to monitor the implementation and evaluating the outcomes. NPF produces Annual Performance Reports for the Mid Term Policy Framework, the first report covering the Fiscal Year 2011-2012. Overall, the White Paper on Public Service Modernisation is under development together with the Centre of Government model.

#### *Availability of statistical data*

Statistical data on national innovation will be the focus of a national innovation survey, which is to be undertaken with the assistance from IADB. This survey will complement the sectoral innovation survey that was conducted by NIHERST over the last few years. Monitoring and Evaluation framework for the National Innovation Policy, together with the ongoing reform of the Central Statistical Office (CSO), which aims to transform the CSO into an independent National Statistical Agency, will need to address the availability of information in the longer term.

#### *Climate change*

Downscaled regional models give projections for Trinidad and Tobago relative to the 1961 - 1990 averages. The mean annual temperature is projected to increase by 0.7 °C to 2.6 °C by the 2060s, and 1.1 °C to 4.3 °C by the 2090s. Projections of mean annual rainfall indicate decreases in rainfall for Trinidad and Tobago. Sea-level in this region is projected by climate models to rise. Projections for temperature increase and precipitation decrease for Tobago generally tended to be more extreme than for those for Trinidad, that is, indications of higher temperature increases and less precipitation in Tobago<sup>18</sup>.

Although there is no absolute certainty of how climate change will affect Trinidad and Tobago, there is a requirement for the country to adapt its socio-economic and environmental systems to the projected impacts of climate change through both adaptation and mitigation strategies, utilizing the best available scientific modelling.

#### *Corruption*

Despite the established principles of open government, accountability, transparency and citizen participation as essential elements for effective democratic governance, Trinidad and Tobago continues to score low in the Transparency International's Corruption Perception Index<sup>19</sup>. The country was ranked 83<sup>rd</sup> out of 175 countries in the 2013 report. To address some of the weaknesses in this area, new procurement legislation is being developed and campaign financing legislation is being drafted. Also, the Integrity Commission is undertaking efforts to review and strengthen its legislation, in order to uncover corruption, maintain oversight on persons in public life, and to gain wider public support for its work.

In addition to the support for the National Innovation Framework, this NIP reserves funds for building the capacity of the civil society to assume new roles as described under the Chapter 4. These new roles are to assist the government's efforts to strengthen the democratic control of the public service, and to support improving the country's ratings in the international governance and

---

<sup>18</sup> Government of the Republic of Trinidad and Tobago, National Climate Change Policy, July 2011

<sup>19</sup> <http://cpi.transparency.org/cpi2013/results/>

corruption indexes.

#### *Natural disasters*

As a small island developing state, Trinidad and Tobago is vulnerable to natural hazards. Therefore integration of Disaster Risk Reduction measures which are key elements for sustainable investments will be considered where possible.

#### **4. MEASURES IN FAVOUR OF CIVIL SOCIETY**

Under the focal sector of support for innovation, the role of the civil society will be to participate through the sector coordination mechanism. The indicative amount of EUR 1 million is allocated to innovation related programmes to be implemented by the civil society. In addition, this NIP allocates support (EUR 1 million) for the Non State Actors (NSAs) in areas other than innovation. The interventions envisaged follow the priorities of the Commission's Communication on Civil Society, the EU Strategic Framework and Action Plan on Human Rights and Democracy, as well as the recommendations of the 2012 NSA mapping study, which was conducted to better understand the full diversity of roles, functions, agendas and capacity of the NSAs in Trinidad and Tobago. Therefore, this programme would complement any global thematic budget line that might benefit Trinidad and Tobago.

The NSA mapping described the current engagement of civil society organisations vis-a-vis the government and development partners predominantly as that of micro-project service delivery agents. The study found that the role of the Civil Society Organisations (CSOs) as 'partners in development', as envisaged in the Cotonou Partnership Agreement, is limited. The report described the NSA landscape in the country as one where a limited number of organisations has a capacity or interest to assume this more active role. Support to Civil Society under the 11<sup>th</sup> EDF will be based on the aim to improve the capacity of the NSAs to assume different roles in national policy development, implementation and performance management.

The study also highlighted the absence of donors supporting the NSA sector in Trinidad and Tobago, and dependence of the NSAs on the Government for funding. While the EU has supported the civil society through micro grants under the 8<sup>th</sup>, 9<sup>th</sup> and 10<sup>th</sup> EDFs, under the budget support programmes, civil society involvement has happened primarily through sector coordination frameworks led by the Government agencies.

The study suggested it is critical for the EU to focus attention to supporting the contribution of the NSA to the national development process in Trinidad and Tobago. The proposed NSA engagement strategy under this National Indicative Programme focuses on 'intermediary' type organisations, such as coalitions, associations and networks and will consist of two interrelated components of activity:

- Component 1 - Strengthening NSA / Government Interface Mechanisms / Structures
- Component 2 - Strengthening NSAs to engage as 'partners in dialogue' with the selected sectors. This component targets partnerships between intermediary NSAs, professional and business associations, research institutions and foundations. Support will also be provided to NSAs to strengthen coordination and collaboration with parastatal governance structures, which are independent of the government. The successful implementation of the modalities chosen will result in the institutional and operational capacity of selected sectoral 'intermediary' NSAs being strengthened and 'scaled-up' in relation to specific 'partners in dialogue' roles (advocacy, policy dialogue, policy research, policy oversight, etc.)

The areas chosen will aim to strengthen the role of the NSAs in the areas of EU bilateral programmes and cross-cutting issues. The focus of this intervention is in the sectors of environment and climate change; trade and business; crime and security; human / women's / children's rights; and governance (including public sector management).

The funds earmarked for the measures in favour of civil society will be managed by the EU Delegation.

## **5. B-ALLOCATION**

No B-allocation is envisaged

## **6. MEASURES TO SUPPORT OR ACCOMPANY THE PROGRAMMING, PREPARATION OR IMPLEMENTATION OF ACTIONS**

A Technical Cooperation Facility (TCF) of EUR 0.7 million is reserved with an aim to support programming, preparation, implementation and evaluation of actions. TCF can for example facilitate dialogue and interventions in the area of Public Financial Management in the form of studies or capacity building, and stakeholder involvement with key institutions. Funds can also be committed to ensure a coherent communication approach under the EU supported programmes. It can cover preparation, and support implementation of a communication strategy for EU funded programmes.

## Annex I: Sector intervention framework - Sector: Support to competitive and innovative economy

### Specific objective 1: Governance structures for innovation improved

Expected Results	Indicators	Means of Verification
Strengthened institutional framework for innovation	<ul style="list-style-type: none"> <li>Status of the performance framework for National Innovation System (NIS) <i>Baseline: no performance management framework exists for the NIS</i></li> </ul>	Annual performance reports produced by the agency established for the coordination of innovation

### Specific objective 2: Stronger non-energy clusters

Expected Results	Indicators	Means of Verification
Dependency on energy sector decreased	<ul style="list-style-type: none"> <li>Share of non-energy sectors in GDP <i>Baseline: 56.3% (2012 est)<sup>20</sup></i></li> </ul>	Central Bank Annual Economic Survey
Innovativeness of private sector increased	<ul style="list-style-type: none"> <li>% of innovation in Total early-stage entrepreneurial activity (TEA) <i>Baseline: 11.33%<sup>21</sup></i></li> </ul>	Global Entrepreneurship Monitor (GEM)

### Specific objective 3: Increased research capacity

Expected Results	Indicators	Means of Verification
Improved co-ordination of the agencies within the national innovation policy framework	<ul style="list-style-type: none"> <li>GCI value for University-industry collaboration in R&amp;D <i>Baseline: 3.2<sup>22</sup></i></li> </ul>	GCI Report
Quantity of research on green and clean technologies increased	<ul style="list-style-type: none"> <li>Number of scientific publications on green and clean technologies by UWI and UTT <i>Baseline: will be included in the Action documents at the latest</i></li> </ul>	UWI, UTT reports

### Specific objective 4: Improved financing for research and innovation

Expected Results	Indicators	Means of Verification
Increased investment on research and development	<ul style="list-style-type: none"> <li>Government spending on R&amp;D as percentage of GDP <i>Baseline: 0.05% (2011)</i></li> </ul>	NIHERST
Private sector access to R&D finance improved	<ul style="list-style-type: none"> <li>Utilisation rate of new incentives for R&amp;D finance <i>Baseline: N/A until new incentives are designed and in operation</i></li> </ul>	Ministry of Finance

<sup>20</sup> Annual Economic Survey 2012 (p. 10)

<sup>21</sup> GEM Caribbean 2011 (p.18)

<sup>22</sup> GCI Report 2013-2014 (p. 369)

**Annex II: Template for Indicative timetable for commitments**

	<b>Indicative allocation (million)</b>	<b>2014</b>	<b>2015</b>	<b>2016</b>	<b>2017</b>	<b>2018</b>	<b>2019</b>	<b>2020</b>
<b>Support to Competitive and Innovative Economy</b>	€ 8				X			
<b>Support to Civil Society</b>	€ 1		X					
<b>Measures to accompany the programming, preparation and implementation</b>	€ 0.7		X					

**Annex III: Key MDG and development indicators**

Key indicators	1990	2000	2008	2009	2010	2011	Inter-mediate target*	2015 Goals
1. % population below 1D /day in PPP <sup>7</sup>	21		14.8					50% 1990
2. Prevalence of underweight children		22						
3. Under 5 child mortality			89	60				7.4 1990
4. % HIV prevalence in population aged 15-24				1300	1400	1800		Less than 1300 per 100,000
5. % births attended by skilled health personnel			99					100%
6. % 1 year old children immunised against measles		35						100%
7. Net enrolment ratio in primary education	93.4			96				100%
8. Ratio girls/boys -primary education - secondary education -tertiary education	0.99 1.10 1.49 1.38: 1	0.943 1.090	0.940 1.085 1.77	0.940 1.04 1.91	0.98 1.28			1:1
9. Primary school completion rate			93					
10. % population with sustainable access to improved water source Proportion of dwelling units using improved drinking water source	55	60					76	82.5
11. Fixed lines and mobile telephone per 1000 inhabitants <sup>8</sup>				22.69 138.1 6	21.87 141.2 1			
12. Formal cost required for business start up <sup>9</sup>				0.9	0.9	0.8		
13. Time required for business start up				43	43	43		
14. Real GDP per capita (in purchasing power parity, in U SD)				15067 .9	15895 .2	1696 3.2		
15. Access of rural population to an all season road <sup>10</sup>								
16. Household electrification rate <sup>11</sup>			99					
17. Unemployment (in % of labour force, ILO def.)			4.6		5.8			
18. Employment in agriculture (in % of total employment)								

Source: Central bank, MDG report



**Annex IV: Donor Matrix**

**Ongoing programmes**

<b>Sector</b>	<b>Areas of intervention</b>	<b>Amount USD</b>	<b>Donor</b>
Private sector development	Enabling Environment	€ 16 340 000	EU
	Business Analytics	260 000	IADB
	Value chain mgmt	550 000	IADB
	ICT for SMEs	710 000	IADB
	ICT for Carnival industry	350 000	IADB
	Corporate governance	150 000	IADB
	Local Economic Development for Southern Peninsula	780 000	IADB
	CSR policy	232 349	UNDP
Agriculture	Food Production	€ 74 724 161	EU
	Support to Sector Strategy Formulation		FAO
Governance	Public Sector Reform	5 000 000	IADB
	e-Governance	28 000 000	IADB
	PPP for infrastructure	870 000	IADB
	Support for MPSD for economic planning	450 000	IADB
	Strengthening of the Parliament	181 634	UNDP
	Support for building Inspection	496 000	UNDP
	Strengthening of Registrar General's office	20 000 000	IADB
Education	Seamless Education strategy	49 650 000	IADB
Water	Wastewater	50 000 000	IADB
	Wastewater	246 500 000	IADB
	Wastewater programme design	750 000	IADB
	Wastewater programme design	750 000	IADB
	Drainage	120 000 000	IADB
Environment	Climate Adaptation	360 000	IADB
	Coastal zone mgmt.	600 000	IADB
	Strengthening of EMA	350 000	IADB
	Coastal Zone mgmt.	500 000	IADB
	Global Environment facility	108 000	UNDP
	CO2 reduction Strategy	379 000	UNDP
	Low emission Capacity Building	232 100	UNDP
	Montreal Protocol support	417947	UNDP
	Precursor Chemicals	84 569	UNDP
Climate change, EITI	€ 8 000 000	EU	
Energy	Sustainable energy project design	720 000	IADB
Security	Citizens Security	24 500 000	IADB
Public Financial Management	Auditor General	300 000	IADB
	Financial Management Information Systems, Performance Informed	1 500 000	IADB

Social Sector	Budgeting		
	Procurement framework	300 000	IADB
	Neighbourhood infrastructure	40 000 00	
	Safety net	50 000 000	IADB
	Social service delivery	350 000	
Disaster Preparedness		500 000 342 000	IADB UNDP
Health	Health service support	1 500 000	IADB
Integration and Trade Environment	Global Export Services	18 000 000	IADB

### In the Pipeline

Sector	Areas of intervention	Amount USD	Donor
Gender	Women's rights	10 000 000	IADB
Human Development	Training Institute	15 000 000	IADB
Infrastructure	Urban Development	25 000 000	IADB
Health	Health services support	250 000 000	IADB