



EU - South Africa partnership

Foreign Direct Investment stock in South Africa (2021)

Net inflows

9.9% GDP = \$41.3 billion

Main EU Member States



Source: World Bank

Official Development Assistance in South Africa (2020)

Net ODA

0.4% GNI* = \$1.2 billion



EU + 27 Member States

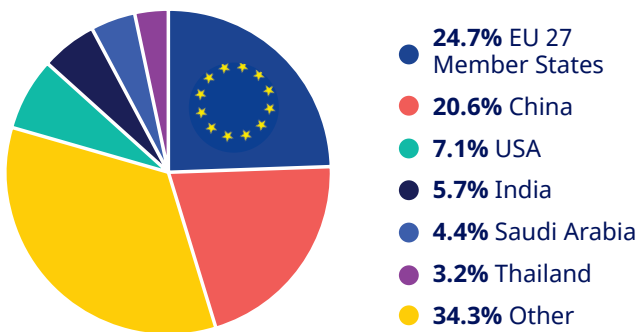
ODA = 21.4% of total ODA

*Gross National Income
Source: OECD

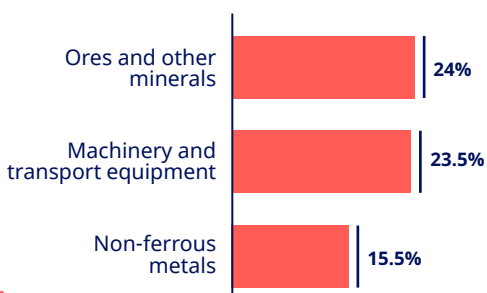
TRADE IMPORTS

to South Africa (2021)

PARTNERS:



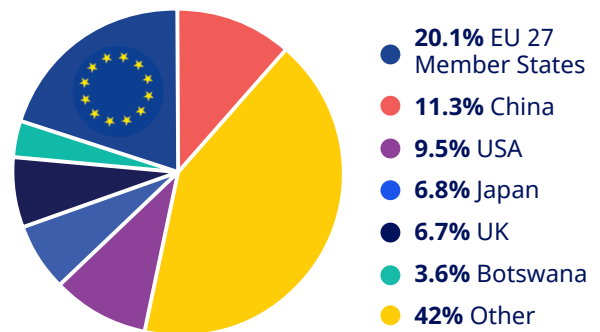
MAIN PRODUCTS:



TRADE EXPORTS

from South Africa (2021)

PARTNERS:



MAIN PRODUCTS:

