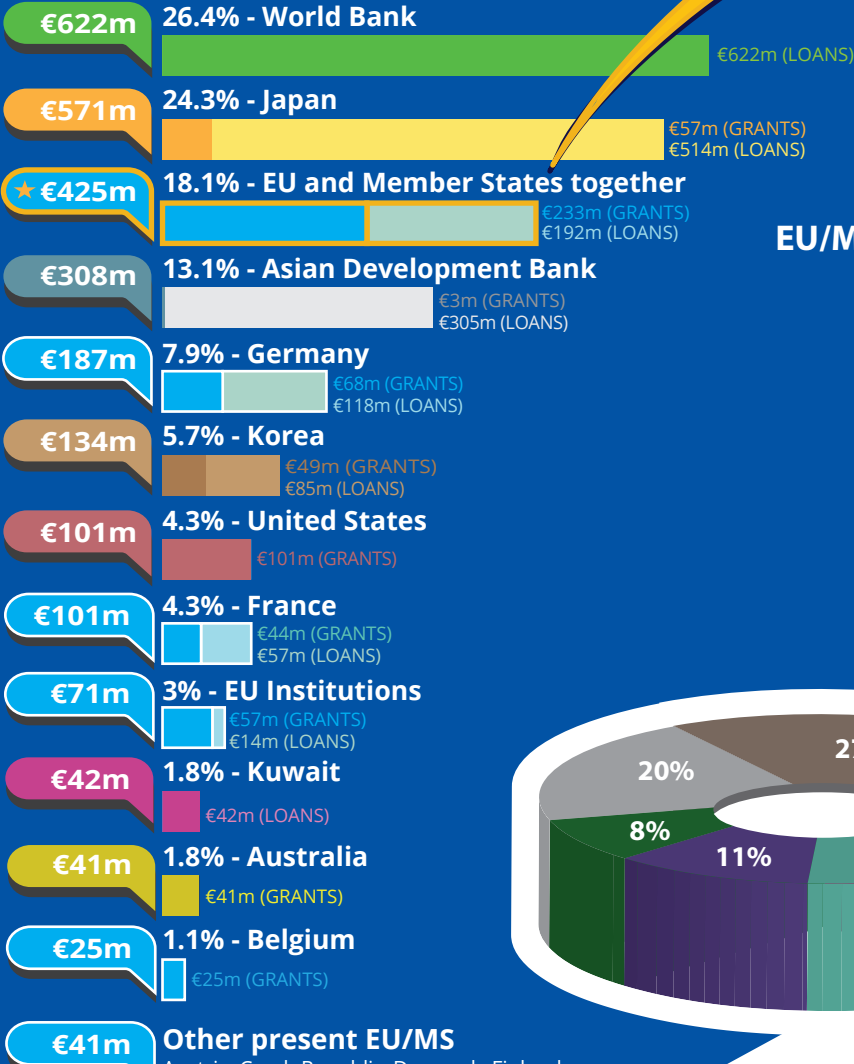




# Vietnam's partners in 2018\*

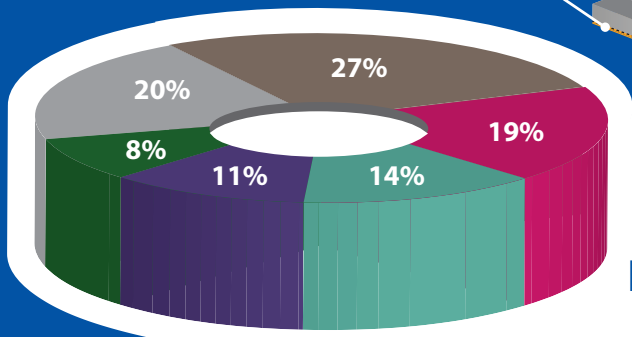
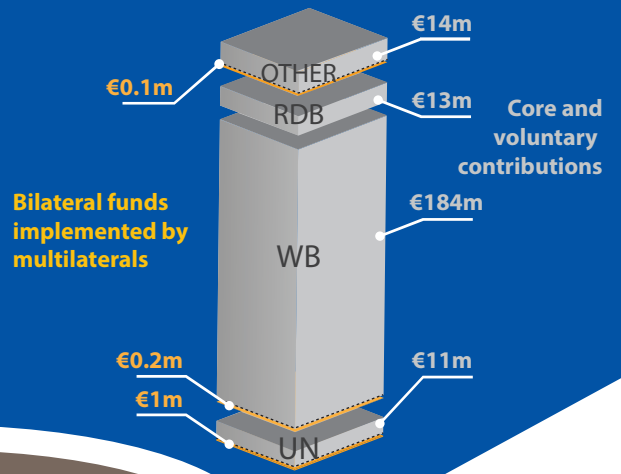


**€647m**  
Total EU / Member States ODA

EU/Member States together: €425m (18.1% of global bilateral flows)

EU/MS multilateral core and voluntary contributions: €222m

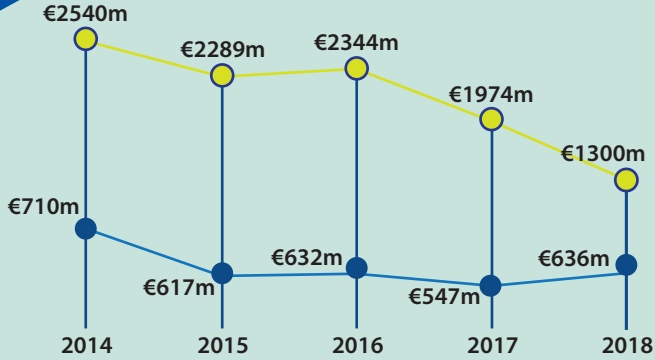
## EU/Member States funds through multilaterals



## The main sectors funded by the EU/Member States

- Energy
- Multi-Sector / Cross-Cutting
- Education
- Water Supply & Sanitation
- Transport & Storage
- Other

\*Based on ODA disbursements in the particular year.



## EU/Member States ODA trends 2014-2018 (€)

- EU / Member States
- All other DAC providers

### For more information contact:

EEAS JOINT PROGRAMMING:  
joint-programming-support@eeas.europa.eu

EU AID EXPLORER:  
https://euaidexplorer.ec.europa.eu

DEVCO JOINT PROGRAMMING:  
devco-joint-programming-support@ec.europa.eu

NEAR JOINT PROGRAMMING  
NEAR-JOINT-PROGRAMMING@ec.europa.eu

### Sources:

OECD DAC CRS  
IMF WEO 2018 Database

Exchange rate: \$1 = €0.8473  
(OECD exchange rate for 2018)

### JOINT PROGRAMMING TRACKER:

https://europa.eu/capacity4dev/joint-programming-tracker

Note: EU/MS refers to the EU and its Member States together.

Differences between figures for total EU/MS ODA and ODA trends are due to use of different OECD data sources (with higher level of granularity in 2018). RDBs = Regional Development Banks.





# Investing in Sustainable Development in Vietnam



**GDP €207.8bn** ↑

GDP per capita €2,174.7 ↑ \*



Lower Middle Income Country (*World Bank classification*)



**Population 95.54m** ↑

Poverty head count ratio at national poverty line 9.8% ↓  
Multidimensional poverty 4.9%  
GINI index 35.3 ↑



**Human Development Index (UN)**

Index 0.69 ↑  
Ranking (of 189 countries) 118

**Trade figures (% of GDP)**

Imports of goods 92.6 ↑  
Exports of goods 99.4 ↑  
Imports of services 7.5 ↓  
Exports of services 6.0 ↑

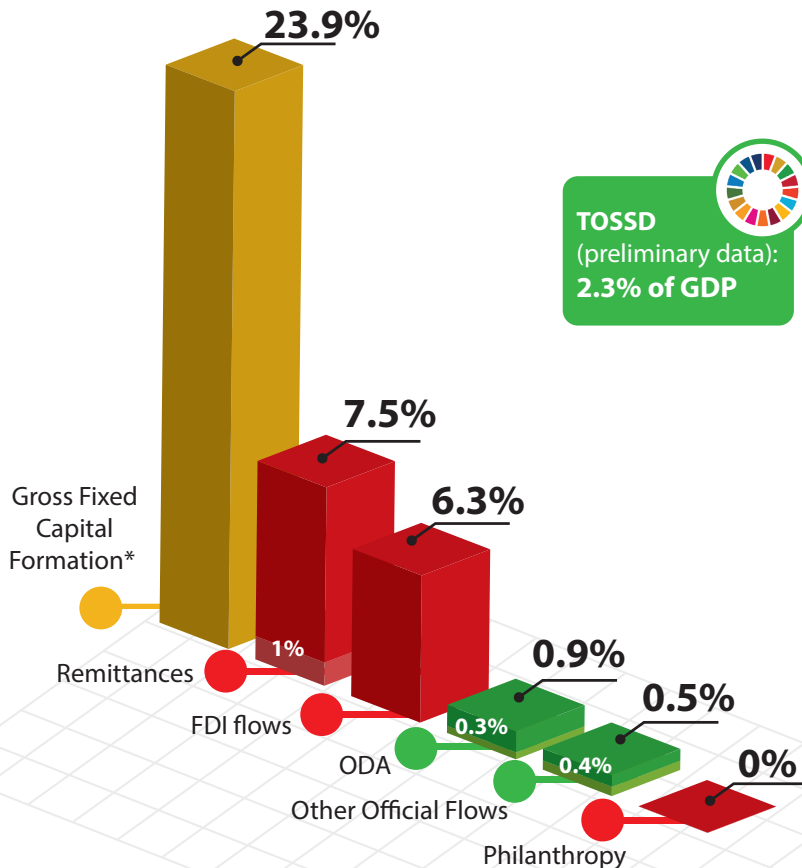
**Ease of doing business index**

Index 69.8 ↑  
Ranking (of 190 countries) 70

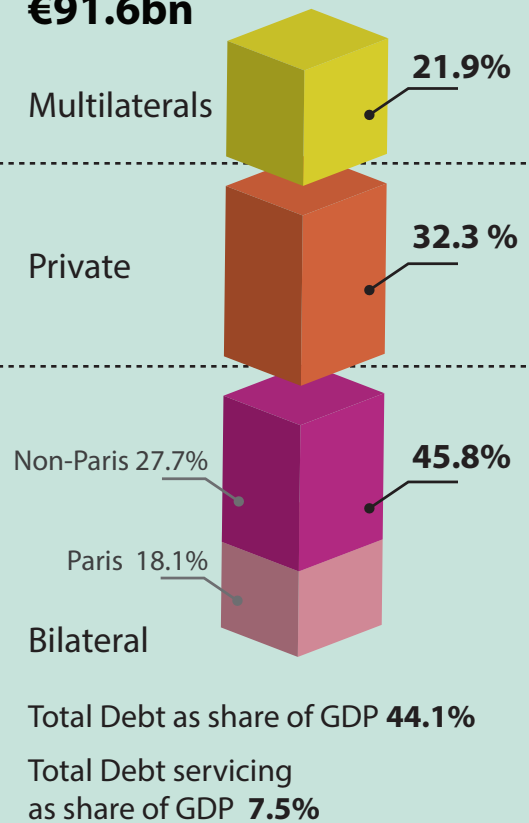


\* Compared to average of previous years

## Financing for Development as % share of GDP



## External debt stock €91.6bn



### For more information contact:

EuropeAid-FINANCING-FOR-SUSTAINABLE-DEVELOPMENT@ec.europa.eu

Exchange rate: \$1 = €0.8473 (OECD exchange rate for 2018)

### Sources:

OECD DAC CRS, World Bank WDI UNDP, EDGAR, JRC, World Bank Remittances database, Eurostat and IMF External Debt Statistics

Note: EU/MS refers to the EU and Member States together

For more information on TOSSD: [www.tossd.org](http://www.tossd.org)

\*Measure of total investment in the domestic economy (overlap with FDI possible)

Paris refers to debts to the Paris Club of creditors (22 countries)

