

Argentina

Main Indicators

Indicator	Source	IMF (World Economic Outlook)	unit	2011	2012	2013	2014	2015
Population			Millions of inhabitants	41.3	41.7	42.2	42.6	43.1
GDP			Billions of euros	402.2	473.0	468.4	410.0	527.8
GDP per capita			Euros	9,747.3	11,334.1	11,098.3	9,615.7	12,247.7
Real GDP growth			%	8.4	0.8	2.9	0.5	1.2
Inflation rate			%	9.8	10.0	10.6		
Current account balance			% of GDP	-0.7	-0.2	-0.7	-1.4	-2.8

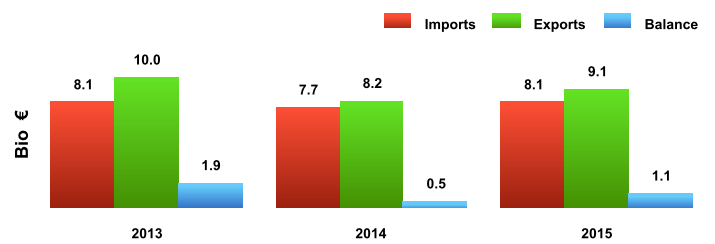
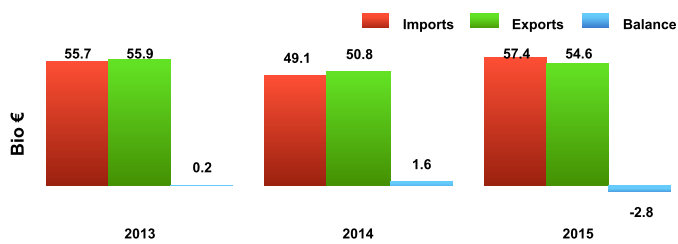
Trade in Goods

Argentina with World

Source IMF

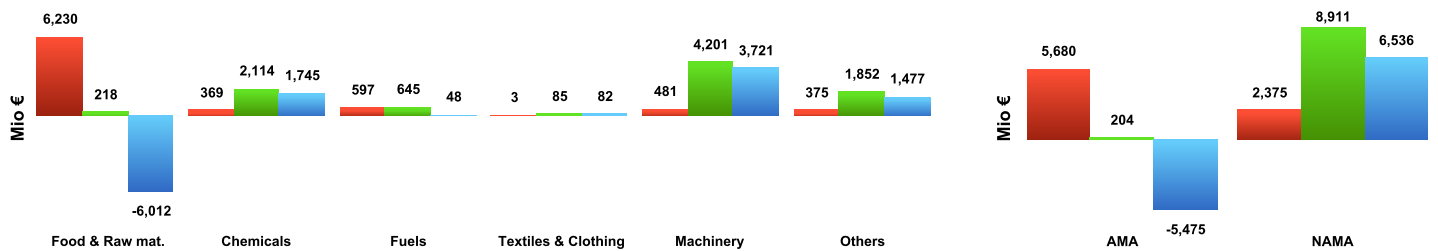
EU with Argentina

Source Eurostat



EU Merchandise trade with Argentina by product (2015) - SITC* (UN) & AMA/NAMA (WTO)

Source Eurostat



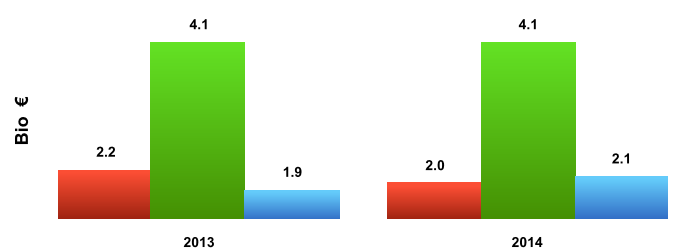
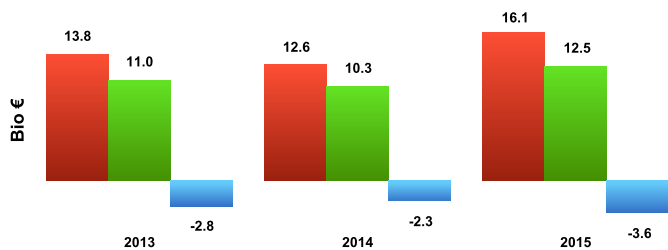
Trade in services

Argentina with World

Source UNCTAD

EU with Argentina

Source Eurostat



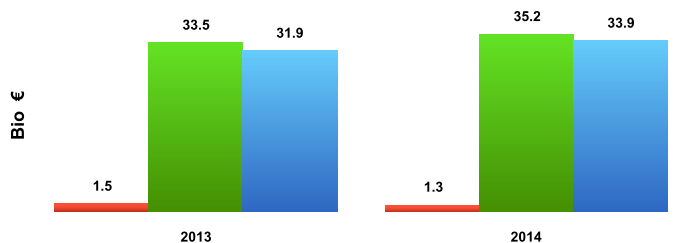
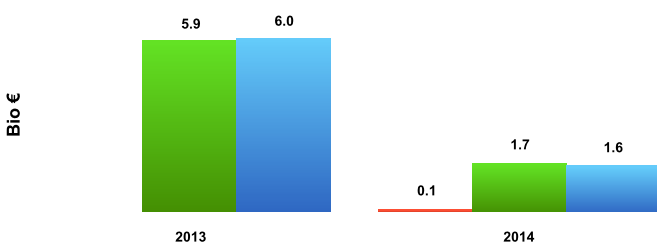
Foreign Direct Investment

EU FDI Flows with Argentina

Source Eurostat

EU FDI Stocks with Argentina

Source Eurostat



Argentina Merchandise trade with World

indicator	unit	2011	2012	2013	2014	2015	Annual average growth
imports	Billions of euros	52.8	53.3	55.7	49.1	57.4	2.1
exports	Billions of euros	59.0	61.2	55.9	50.8	54.6	-1.9
balance	Billions of euros	6.2	7.8	0.2	1.6	-2.8	

EU Merchandise trade with Argentina

indicator	unit	2011	2012	2013	2014	2015	Annual average growth
imports	Billions of euros	10.7	10.0	8.1	7.7	8.1	-6.8
exports	Billions of euros	8.3	8.6	10.0	8.2	9.1	2.3
balance	Billions of euros	-2.4	-1.4	1.9	0.5	1.1	

EU Merchandise trade with Argentina by product - SITC (UN, WTO/ITS) & AMA/NAMA (WTO) breakdowns

indicator	unit	2011	2012	2013	2014	2015	Annual average growth
Agricultural Products (AMA/WTO)							
imports	Millions of euros	6,325	6,100	5,361	5,291	5,680	-2.7
exports	Millions of euros	171	193	181	176	204	4.5
balance	Millions of euros	-6,153	-5,906	-5,180	-5,115	-5,475	
Non-Agricultural Products (NAMA/WTO)							
imports	Millions of euros	4,371	3,860	2,779	2,407	2,375	-14.1
exports	Millions of euros	8,157	8,369	9,841	8,071	8,911	2.2
balance	Millions of euros	3,786	4,510	7,062	5,664	6,536	
Food and raw materials							
imports	Millions of euros	6,909	6,547	5,869	5,827	6,230	-2.6
exports	Millions of euros	184	201	191	190	218	4.4
balance	Millions of euros	-6,726	-6,346	-5,678	-5,638	-6,012	
Fuels							
imports	Millions of euros	1,036	888	897	920	597	-12.9
exports	Millions of euros	501	653	1,660	1,020	645	6.5
balance	Millions of euros	-535	-235	763	100	48	
Chemicals							
imports	Millions of euros	1,703	1,755	720	300	369	-31.8
exports	Millions of euros	1,699	1,838	1,850	1,759	2,114	5.6
balance	Millions of euros	-4	83	1,131	1,459	1,745	
Machinery							
imports	Millions of euros	678	439	283	300	481	-8.2
exports	Millions of euros	4,187	4,124	4,645	3,682	4,201	0.1
balance	Millions of euros	3,509	3,685	4,362	3,382	3,721	
Textiles and clothing							
imports	Millions of euros	6	7	4	5	3	-16.1
exports	Millions of euros	78	71	75	69	85	2.2
balance	Millions of euros	71	64	71	65	82	
Others							
imports	Millions of euros	362	324	367	345	375	0.9
exports	Millions of euros	1,680	1,676	1,600	1,526	1,852	2.5
balance	Millions of euros	1,317	1,352	1,233	1,181	1,477	

Argentina Trade in services with World

indicator	unit	2011	2012	2013	2014	2015	Annual average growth
imports	Billions of euros	12.5	14.0	13.8	12.6	16.1	6.4
exports	Billions of euros	11.0	11.7	11.0	10.3	12.5	3.3
balance	Billions of euros	-1.6	-2.3	-2.8	-2.3	-3.6	

EU Trade in services with Argentina

indicator	unit	2011	2012	2013	2014	2015	Annual average growth
imports	Billions of euros	2.3	2.4	2.2	2.0		
exports	Billions of euros	3.7	4.0	4.1	4.1		
balance	Billions of euros	1.4	1.6	1.9	2.1		

EU Foreign direct investment with Argentina

indicator	unit	2011	2012	2013	2014	2015	Annual average growth
stocks: inward	Billions of euros			1.5	1.3		-15.5
stocks: outward	Billions of euros			33.5	35.2		5.1
stocks: balance	Billions of euros			31.9	33.9		
flows: in	Billions of euros			-0.0	0.1		
flows: out	Billions of euros			5.9	1.7		-71.0
flows: balance	Billions of euros			6.0	1.6		

Important note: Unless otherwise mentioned all figures for "EU" concern the European Union of 28 members for all indicated years.