

EuropeAid/127122/C/SER/Multi

Opinion Polling and Research in the ENPI Countries and Territories (OPPOL)

*Country report on the baseline studies,
Ukraine*

14 December 2009

MWH47501381.017 rev. 1



This project is funded
by the European Union



MWH



A project implemented
by a consortium led by MWH

*This document has been produced with the financial assistance of the European Community.
The contents of this publication are the sole responsibility of the MWH, TNS Opinion and Mostra
Consortium and can in no way be taken to reflect the views of the European Union*

Summary

PROJECT TITLE: Opinion Polling and Research in the ENPI Countries and Territories
PROJECT NUMBER: EuropeAid/127122/C/SER/Multi
COUNTRIES: Armenia, Azerbaijan, Georgia, Moldova, Russian Federation, Ukraine, Algeria, Egypt, Israel, Jordan, Lebanon, Morocco, Syria, Tunisia, Palestinian Authority

LEAD CONTRACTOR

NAME MWH
ADDRESS Nysdam Office Park
Avenue Reine Astrid, 92
B-1310 La Hulpe
BELGIUM
TEL. NUMBER +32 2 6552237
FAX NUMBER +32 2 6552280
CONTACT PERSON Sophie Papalexidou

Table of Acronyms

BLS	Base Line Studies
CS	Commission Services
C&T	Countries and Territories
EBRD	European Bankk for Reconstruction and Development
EC	European Commission
ECB	European Central Bank
EIB	European Investment Bank
EUD	Delegation of the European Union
EMP/UpM	Euro-Mediterranean Partnership/Union pour la Méditerranée
ENP	European Neighbourhood Policy
ENPI	European Neighbourhood and Partnership Instrument
ENPI East	In this report the following countries: Armenia, Azerbaijan, Georgia, Moldova, Russian Federation, Ukraine (Belarus is not included)
EU	European Union
FG	Focus Group
FR	Final Report
IDI	In-Depth Interview
IMF	International Monetary Fund
IR	Interim Report
LE	Local Expert
NP	Neighbourhood Programmes
OP	Opinion Poll
OPPOL	Opinion Polling and Research (project), this project
TOR	Terms of Reference
WB	World Bank

Table of Content

1	INTRODUCTION AND METHODOLOGY	1
2	FACTUAL BASIS.....	3
2.1	Distribution of respondents.....	3
3	SUMMARY OF KEY FINDINGS.....	5
3.1	Perception and appraisal of the EU.....	5
3.2	Knowledge of the EU.....	5
3.3	Appraisal of the role of the EU	5
4	DETAILS OF THE ANALYSIS	6
4.1	Perception of the EU	6
4.1.1	<i>Spontaneous associations</i>	<i>6</i>
4.1.2	<i>Projective associations.....</i>	<i>10</i>
4.1.3	<i>General image of the EU and its values.....</i>	<i>11</i>
4.2	Knowledge of the EU and its policies	12
4.3	Appraisal of the role of the EU in the country.....	14
4.3.1	<i>Context - appraisal of the situation in their own country</i>	<i>14</i>
4.3.2	<i>Relations with the EU.....</i>	<i>15</i>
4.3.3	<i>EU vs. other international players in the country and its global role</i>	<i>18</i>
5	GENERAL CONCLUSIONS	19
	ANNEXES.....	21

List of Tables

Table 1.	Distribution of the spontaneous associations of the EU	6
Table 2.	Details of the spontaneous associations with the EU	7
Table 3.	Projective association of the EU.....	10
Table 4.	Top spontaneous projective associations of the EU	11
Table 5.	Institutional values attributed to the EU.....	12
Table 6.	Knowledge of the EU.....	13
Table 7.	Awareness of the EU.....	14
Table 8.	The challenges of Ukraine today.....	14
Table 9.	Progress by Ukraine in the last 3 years.....	15
Table 10.	Appraisal of the role of the EU in the country.....	16
Table 11.	Appraisal of the actions and role of the EU - by sector	17
Table 12.	EU Actions: perception of the activities and where they should be	18
Table 13.	Sources of information.....	Error! Bookmark not defined.
Table 14.	Trust in information sources for EU matters.....	Error! Bookmark not defined.
Table 15.	Appraisal of the action and role of the EU.....	Error! Bookmark not defined.
Table 16.	Most important personal values for the opinion leaders.....	Error! Bookmark not defined.
Table 17.	Personal values vs. perceived values of the EU	Error! Bookmark not defined.

List of Graphs

Graph 1.	Distribution of the frequency of spontaneous associations of the EU	9
Graph 2.	Distribution of correct answers	13
Graph 3.	Knowledge of the EU vs. positive perceptions of the EU	16
Graph 4.	Knowledge of the EU vs positive perception of the EU communication ...	Error! Bookmark not defined.

1 INTRODUCTION AND METHODOLOGY

This country report on the baseline studies for Ukraine is one of the 17 reports from the first phase of the Opinion Polling and Research (OPPOL) project.

The OPPOL project aims:

- to generate better information about the sources of information for different target groups in the ENPI countries, their awareness, understanding and perception of the European Union (EU) and the role it plays in their respective countries.
- to test messages aimed at getting overall EU policies and actions across or shifting opinion (in another phase).
- to provide a reliable research basis for the EU-related communication and information activities in beneficiary countries.

The project is divided in 3 main phases:

- The baselines studies: to interview the opinion leaders to get their perception, their appraisal of the EU, have an indication of the knowledge of the EU institutions and policies and start to understand their way of getting information.
- Three waves of opinion polling: one in 2009 and two in 2010. The target is the urban population to be reached via telephone and the objective is to identify the perception of the EU and the way to reach them.
- A qualitative phase with focus groups and in-depth interviews to fine tune communication messages.

This report summarizes the outcomes of 110 interviews with opinion leaders in Ukraine. The sample is not random¹ - the participants were recruited through various networks, such as the EU Delegation, interviewer's personal networks, and others or via direct contact through meetings. The interviews were conducted face-to-face or by phone using a pre-defined questionnaire (in annex 2, with the answers) similar for all 15 ENPI countries and territories surveyed. It was submitted for comments to the Press and Information officer at the Delegation in each country. The questionnaire contains 32 questions in total: two open-ended questions where respondents are free to formulate extended responses and 30 close-ended questions where they have to choose one or several responses from pre-defined options. The length of the interviews ranged from 30 to 40 minutes.

The results are grouped into four main themes, closely following the structure of the questionnaire:

1. Perception of the EU Q1 to Q5
2. Knowledge of the EU Q6 to Q9 and Q16
3. Appraisal of the role of the EU in the territory Q10 to Q21

The analysis of responses to the questionnaire is complemented, when possible, with insights and observations gathered by the interviewer during the fieldwork.

¹ Random sampling would not have been technically possible due to lack of reliable data base of total population of opinion leaders in the country.

Due to the limited size of the sample per country as well as to the potential bias of the replies (those who are favorably predisposed to the EU, or are more familiar with the EU, are more likely agree to participate in the survey than those who are not), the results should be taken as an indicative direction and not as a representative image for the whole “decision making arena” of a country.

Furthermore, statistically robust comparisons between different categories of opinion leaders cannot be made due to the too small number of responses in certain categories.

For a glossary of most commonly used technical terms – see annex 3

For full results tables - see annexes 1 & 2

Whenever the report refers to averages, it means an arithmetical average.

<p>The conclusions are based on the PERCEPTION of the opinion leaders interviewed as well as on the qualitative observations of the interviewers during fieldwork and do not represent the view of the contractor.</p>
--

2 FACTUAL BASIS

Fieldwork period: from 3 June to 31 July 2009

Number of persons contacted: 111

Number of persons who answered: 110 of which 76 face to face (69%)

Number of persons who refused to answer: 1

2.1 DISTRIBUTION OF RESPONDENTS

By categories of opinion leaders:

	Politician	Religious leader	Media professional	Business-man	Academic	Public admin	NGO representative	Total
#	8	7	20	12	21	27	15	110
%	7%	6%	18%	11%	19%	25%	14%	100%

By gender :

Man	72%
Woman	28%

By age:

1 <25 years	7%
2 26-35	28%
3 36-45	20%
4 46-65	40%
5 >66	4%
6 Refused to answer	1%
Total	100%

3 SUMMARY OF KEY FINDINGS

3.1 PERCEPTION AND APPRAISAL OF THE EU

The spontaneous perception of the EU is positive for the interviewed opinion leaders. They are aware that the EU Union is the result of the will of countries to share common values and a single market despite a history of conflicts. The Ukrainian opinion leaders think first about the EU as a democracy where the citizens enjoy high quality of life with respect of the rule of law, and they are appreciative of its cultural and historical heritage.

'Rule of law transparency', followed by 'democracy' and 'human rights'. 'Honesty', 'equality' and 'absence of corruption' come at the bottom of the list of values that Ukrainian opinion leaders associate with the EU. This situation is very close to the average in ENPI East countries.

3.2 KNOWLEDGE OF THE EU

The majority of the interviewed persons describe themselves as familiar with the EU. In reality the level of knowledge of the EU institutions is lower than what the respondents estimated, but in line with what was observed in the ENPI East countries. The opinion leaders interviewed are on average more aware of the EU initiatives and programmes in the country and the region than opinion leaders from the other ENPI East countries. Despite their geographical proximity with the EU, they also have travelled less often to EU countries on average than others in the ENPI East countries indicating less real life, concrete knowledge of the EU.

3.3 APPRAISAL OF THE ROLE OF THE EU

Despite the fact that EU activities in Ukraine are not particularly appreciated by the interviewed opinion leaders, they think that there should be even more support in all areas to what is currently provided.

The level of awareness of EU activities in the country is the highest observed in the ENPI East Region. It is high in nearly all areas of activities, but particularly for EU support to democracy, education, trade and regional cooperation. There is less awareness of the EU's actions in security and defence. On average, the respondents are of the opinion that in the future the EU should focus more on environment and climate change, transport, energy security and migration issues.

4 DETAILS OF THE ANALYSIS

4.1 PERCEPTION OF THE EU

4.1.1 Spontaneous associations

This section of the report summarises the replies to an open ended, direct question “What spontaneously comes to mind when you hear the term European Union?”. All associations were recorded by the interviewer and analysed in order to identify the main underlying themes. Afterwards the replies were coded into groups according to the theme and assigned an identifier to indicate whether the association was negative (-), neutral (=) or positive (+).

The results show that, in line with the average for ENPI East countries, Ukrainian leaders are either positive, negative or neutral in their associations. The majority of comments have a positive connotation. Interestingly, few respondents in Ukraine expressed negative opinions. This confirms the results of close-ended questions on the appraisal of the EU and its role in the country (see section 4.3.2 p 15 for details).

Table 1. Distribution of the spontaneous associations of the EU

Q1 (%) ²	Ukraine	ENPI East average
Positive associations (+)	63%	69%
Neutral associations (=)	32%	23%
Negative associations (-)	5%	8%
Total per country	100%	100%

Respondents came up with as many types of associations in Ukraine as in other ENPI East countries, with broadly comparable frequencies but with a higher frequency of neutral connotations and a smaller proportion of negative ones.

² Q1(%): Q1 refers to question 1, and (%) the unit used. In the document there is mainly % and ranking (1 being the top).

Table 2. Details of the spontaneous associations with the EU

Q1 [% of total answers (+/- horizontal %)]	Ukraine	ENPI East average
Values for the citizens of the Union	34(98/2)	31(99/1)
Group of countries	25(19/5)	33(26/8)
Symbols	13(55/0)	8(58/0)
Organisational structure and functioning (internal)	8(62/14)	6(52/40)
Affinity to adhere / affinity to values	7(61/17)	5(73/12)
Economic position	6(88/0)	7(89/4)
Geopolitical role, strategy (regional and with the country)	4(70/10)	6(49/34)
Relationship with the country (Economic, development, aid)	2(67/17)	4(74/11)
Total	100(64/5)	100(63/8)

The first number represents the importance of the association (=the line) in the total of associations, it adds up to 100 in each column. The numbers in brackets are the percentages between the positive and negative %. When they do not add up to 100, the difference represents the neutral position (e.g. for the associations under the heading 'group of countries' in the ENPI East, 100-(26+8)=66% are neutral).

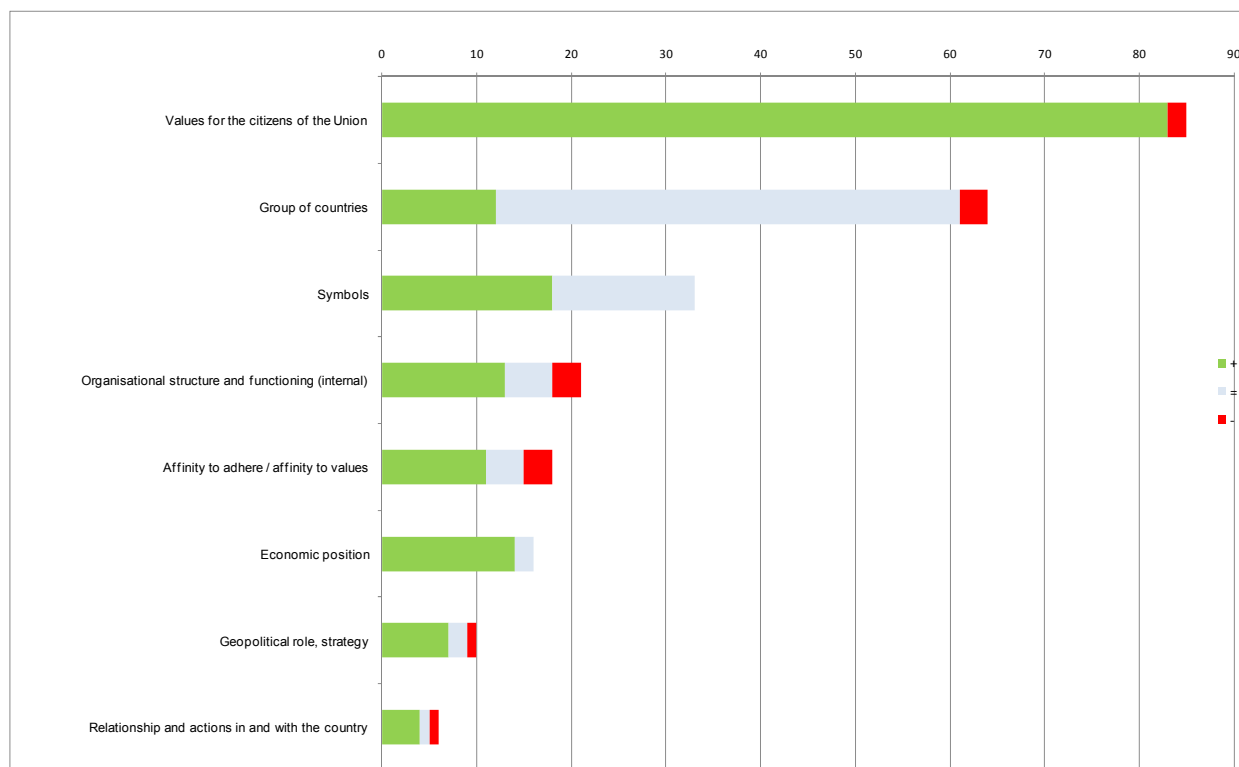
While the sample size is too small to allow for quantitative analysis of responses in each individual group, the section below presents a qualitative summary of the main trends:

- A majority of Ukrainian opinion leaders associate the EU with its values. In this group; there are almost only positive connotations among which, first of all, is the high quality of life (including its negative influence on prices), democracy and the rule of law and the rich culture and history. More precisely, opinion leaders refer to the economic wealth, social benefits, a functioning and democratic state where civil rights are respected and the possibility for individuals to develop to their fullest intellectual potential. The Ukrainian opinion leaders also aspire to the prosperity and freedom that EU citizens enjoy. More than in other ENPI East countries, the cultural and historical heritage of the EU Member States is mentioned and also considered to be a positive.
- The next most important group of respondents associate the EU with "a group of countries". It is the dimension of union in diversity, and the fact that there is a consensus based union despite previous conflicts, but it has reached its maximum size to be efficient, which is what comes first to the mind of the Ukrainian respondents. The other comments have neutral connotations, simply describing the EU as 'group of countries', 'Union / community', or 'economic union' (i.e. the most commonly known aspect of the cooperation). A sizeable group of respondents go beyond and provide comments on the advantages of this cooperation for the countries of the EU: solidarity and cohesion principles, building on common values and objectives and ability to overcome the differences / reach consensus for the common good. The Ukrainian opinion leaders see the EU first as an economic power, then as a group sharing common values, then as a political union, and only one respondent thinks of it in terms of a social union. There is also a limited negative perception that the EU is not accessible to the Ukrainian (one respondent).
- From all the symbols associated with the EU, the EU flag, the euro, the absence of internal borders and Schengen area) and EU institutions are the most popular in Ukraine. The European Parliament is the most frequently mentioned EU Institution. Anecdotally, the EU evoked also holidays, Swiss lakes (sic), German parks and the Eiffel Tower to some respondents
- After those large groups representing more than 10% of the number of associations, the following are much smaller but are still worth mentioning:

- The related connotations from the respondents associating the EU with its organizational structure and internal functioning stress the complexity of its structure and processes. Respondents on the one hand applaud order, systems and ability to agree and implement common legislation but on the other hand criticize the bureaucracy perceived as excessive.
- The respondents associating the EU with affinity to adhere / affinity of values, unanimously quote the EU as a successful example of regional cooperation between countries and they admire the ability of Member States to work through cultural differences and historical animosities in order to reach a common objective. Several Ukrainian opinion leaders would also like to be integrated in the Union.
- The Ukrainian opinion leaders who associate the EU with its economic position describe it as a stable and big market economy composed of countries with developed economies that merged together in a single market.
- The associations of the EU with the role it plays in the international arena include reference to the EU as a superpower, close to Ukraine and positively engaged in regional foreign affairs with one foreign policy.
- And finally, a small number of respondents think about the EU in terms of a direct relationship, as a business opportunity, for its development support in Ukraine (one respondent only).

The following graph summarises visually the different connotations in the different groups by importance of quotations.

Graph 1. Distribution of the frequency of spontaneous associations of the EU



The values from the horizontal axis represent the number of association in a group; there is usually more than one association per respondent, the 'don't know' were not taken into consideration in this graph.

The qualitative feedback from the field confirms that

- The image of the EU is quite positive but unclear and relates to specific countries rather than to the Union itself.
- There is no real distinction between the terms Europe and EU.
- The vision of the EU is based mainly on stereotypes like democracy and economic growth and development and some symbols like flag with stars and the euro. The EU means mostly what they saw travelling throughout Europe: cultural and historical masterpieces, clean streets and good parks.
- The image of the EU is also unclear because many respondents do not know the structure, working method, challenges of the EU. This is confirmed by the results from Q D4 where the respondents choose Ukraine first for higher education, because on the one side, they like Ukraine, but on the other they do not know in details about the life in the EU, i.e. its internal structure, systems of education.
- It is very interesting that for some respondents the EU is similar to the former USSR as a union of countries and mechanisms of functioning.

- Nearly all respondents do not believe that Ukraine is welcomed in the EU and they do not know about the real activities financed and supported by the EU in Ukraine³.

4.1.2 Projective associations

This section of the report summarises the replies to an open-ended question that used a projective associations technique to discover the image of the EU. In contrast to direct questions, where the rational part of the brain would have most likely filtered the replies for politeness/political appropriateness before sharing them with the interviewer, the use of a projective technique allows the true thoughts and feelings of the respondent to be gathered. Specifically, the respondents were first asked to say with which animal the EU could be compared. They were then asked to explain their comparison (eg. 'lion, because it is big and powerful' or 'fox, because it is intelligent but cunning and cannot be trusted'). The details of the answers are available in Annex 1. All associations were coded (including an indication of positive or negative connotation), and then ranked according to the frequency of answers.

All projective associations describing the image of the EU were expressed either in positive or negative tonality, none were "neutral".

Table 3. Projective associations of the EU

Q2 (%)	Ukraine	ENPI East average
Positive associations (+)	70%	78%
Negative associations (-)	30%	22%

Overall, the data show that Ukrainian opinion leaders have a more negative image of the EU on average than those in other ENPI East countries. There are 27 different projective associations in total, 16 positive and 11 negative. The 10 most frequent projective associations account for the large majority of associations (76%):

³ An impression that is not completely in line with the observation that the Ukraine is the ENPI East country where the level of awareness of the activities of the EU in the country is the highest on average (see further 4.3.2 and comments to Table 12).

Table 4. Top spontaneous projective associations of the EU

Top 10	+/-	Ukraine	ENPI East	+/-
1	+	Strong, powerful and big	Strong, powerful and big	+
2	+	Friendly	Friendly	+
3	+	Wise and intelligent	Wise and intelligent	+
4	-	Slow	Work	+
5	-	Not to be trusted/cunning	Good, positive	+
6	-	Selfish/protect only its own interests	Not to be trusted/cunning	-
7	-	Conservatism	Helpful and useful	+
8	+	Work	Slow	-
9	-	Easy-going	Honesty, Trust	+
10	+	Has Perspectives, Future	Goal orientated	+

The +/-, columns indicate the associations that are positive (+) or negative (-) for the country (second column) and for the average of the ENPI East countries (last column).

‘Friendly’ and ‘Strong, powerful and big’ are the two most important projective associations with the EU among Ukrainian opinion leaders. The other associations refer to an image of intelligence but slow and not to be trusted, selfish and conservative, but with perspectives.

4.1.3 General image of the EU and its values

This section summarises the general perception of the EU and the values it promotes based on the responses to the close-ended questions in the first part of the questionnaire.

The general finding is that a vast majority of respondents have a positive or very positive image of the EU, an image from the answers from close ended questions that is more optimistic and with less light and shade than the free associations gathered through the open-ended section (sections 4.1.1 and 4.1.2).

The first value associated with the EU, is the ‘rule of law transparency’, followed by ‘democracy’ and ‘human rights’. ‘Honesty’, ‘equality’ and ‘absence of corruption’ come at the bottom of the list of values that Ukrainian opinion leaders associate with the EU. This situation is very close to the average in ENPI East countries

Table 5. Institutional values attributed to the EU

Q4 (rank) & Q5 (% who find enough common values to cooperate)	Ukraine	ENPI East average
4 Rule of Law, transparency	1	1
8 Democracy	2	3
5 Human Rights	3	2
6 Individual Freedom	4	5
7 Tolerance	5	7
1 Solidarity	6	4
12 Self-fulfilment	7	8
9 Peace and Security	7	6
11 Respect for other cultures	9	9
15 Equality between men and women	10	10
'Enough common values to cooperate'	83%	86%

Importantly, 83% of the respondents think that Ukraine and the EU have some common values which facilitate cooperation, a frequency slightly lower than the high average frequency observed in ENPI East countries. Qualitatively, the respondents also mention that “values are different but it is a space for cooperation”, “Europe is too diverse today so it could absorb any values” and “Europe does not have one single set of values, so it could cooperate with Ukraine and any other country easily”.

4.2 KNOWLEDGE OF THE EU AND ITS POLICIES

A very large proportion of respondents in Ukraine claim to be familiar or very familiar with the EU, its policies and institutions in line with the ENPI East average : 85%. In particular, the European Parliament, the European Commission, and the EU Delegation (in the country). are well known and recognised by 65% or more of the respondents.

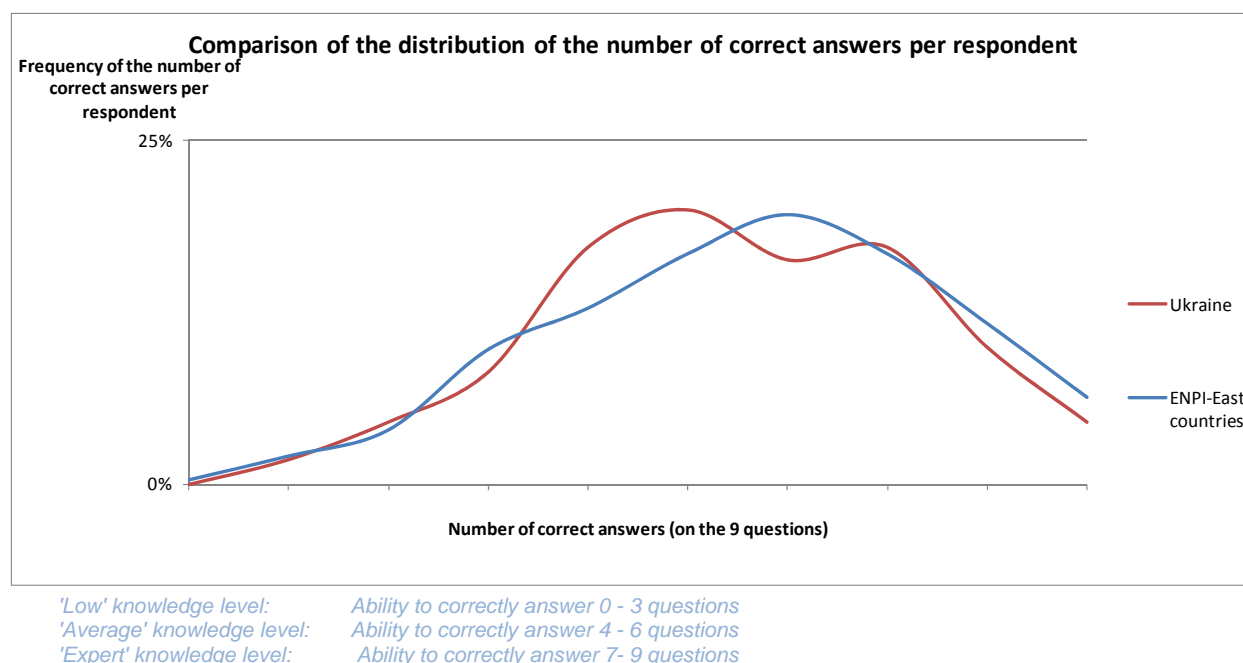
The number of Ukrainian opinion leaders really having the knowledge they claim is however significantly lower, and once again in line with the ENPI East average : 61% of the respondents gave correct answers to the knowledge quiz on average. On the positive side, when asked about the range of finances committed by the EU in the country in 2008, 15% gave a correct answer (in line with ENPI East average 20%) and 24% overestimated it, indicating potentially a generally positive predisposition towards the EU and its actions in the country.

Table 6. Knowledge of the EU

Q8, Gave the correct answer	Ukraine (%)	ENPI East average (%)
1 The EU currently consists of 25 Member States	39%	50%
2 The EU has a Parliament elected by citizens	80%	76%
3 The EU has a President elected by citizens	85%	84%
4 The EU has its own flag	93%	96%
5 The Euro is the common currency of all Member States	61%	65%
6 EIB (European Investment Bank) is an EU institution	41%	45%
7 The OECD is an EU institution	29%	29%
8 The Council of Europe is an EU institution	55%	44%
9 UNICEF is an EU institution	62%	72%
Average on the 9 questions	61%	62%

The graph below shows that this slightly below average score is due to the fact the group of respondents in Ukraine who have average general EU knowledge level is higher than the average for ENPI East countries but the proportion of opinion leaders that have expert-level (7 or more correct answers) knowledge is slightly smaller.

Graph 2. Distribution of correct answers



As can be seen below (see Section 4.3.2, Table 12), the level of knowledge on the institutions is not high, in line with the ENPI East average but the awareness of the EU's actions in Ukraine is slightly below the ENPI East average. This situation may possibly be explained by the fact that, despite their geographical proximity, the Ukrainian opinion leaders have less 'first hand' experience of the

EU than respondents from other ENPI East countries, either through fewer contacts with the Delegation (not obvious from the following table), less participation in programmes and also surprisingly, because they have travelled less often to EU countries for personal/business reasons than the “average opinion leader” from the ENPI East countries, as shown in the following table:

Table 7. Awareness of the EU

Q7, 8a, D3	Ukraine	ENPI East average
Not Aware/Don't know of the EU Delegation in country (Q7.1.)	12%	12%
Know ENP, Eastern Partnership, TACIS, (Q8a.1 to 4)	95%	87%
Know any other EU action (Q8a.5)	14%	16%
Did not travel to the EU (D3)	16%	13%

ENP (European Neighbourhood Policy), EMP/ UpM Eastern Partnership (for the East), TACIS (countries from former USSR), are well known and perceived as EU related programmes or initiatives and more than the ENPI East average. It is less the case for the Barcelona Process (72% have not heard about it or do not know vs. 66% in the ENPI East).

4.3 APPRAISAL OF THE ROLE OF THE EU IN THE COUNTRY

4.3.1 Context - appraisal of the situation in their own country

Ukrainian opinion leaders are not satisfied with the situation in their own country : only 30% say that things are going in the right direction, a lower level than ENPI East countries average (50%).

The three most serious challenges quoted for the country are: ‘fighting corruption’, the ‘rule of law/functioning state’, and ‘ensuring healthy economic growth’. These priorities are the same on average for the opinion leaders of all ENPI East countries.

Table 8. The challenges of Ukraine today

Q11 [rank (% for the top 1)]	Ukraine (rank)	ENPI East average (rank)
Rule of Law/Functioning State	1(71%)	1(52%)
Fighting corruption	1(71%)	3
Ensuring healthy economic growth	3	2
Managing energy resources	4	7
Democracy	5	4
Establishing security and defence	6	5

On the positive side, providing ‘ensuring freedom of speech’ is clearly seen as the main achievement by the country in the last 3 years: 47% of respondents agreed on this, whilst 19% mentioned ‘democracy’ as having progressed in the last three years. 14% of Ukrainian opinion leaders

spontaneously mentioned that there has been no progress achieved in the country, which would place this gloomy statement in third position, ahead of 'providing education to all citizens ' and 'promoting national culture'.

Table 9. Progress by Ukraine in the last 3 years

Q12 [rank (% of answers)]	Ukraine	ENPI East average
Ensuring freedom of speech	1(47%)	4 (10%)
Democracy	2	8
Providing education to all citizens	3	5
Promoting Ukrainian culture	3	7
Engaging in closer cooperation with countries around Ukraine	5	3
Ensuring healthy economic growth	9	1(15%)
Managing energy resources	9	2

4.3.2 Relations with the EU

The majority of respondents have a positive assessment of the EU and its relations with Ukraine, sometimes even above the already high average for the ENPI countries:

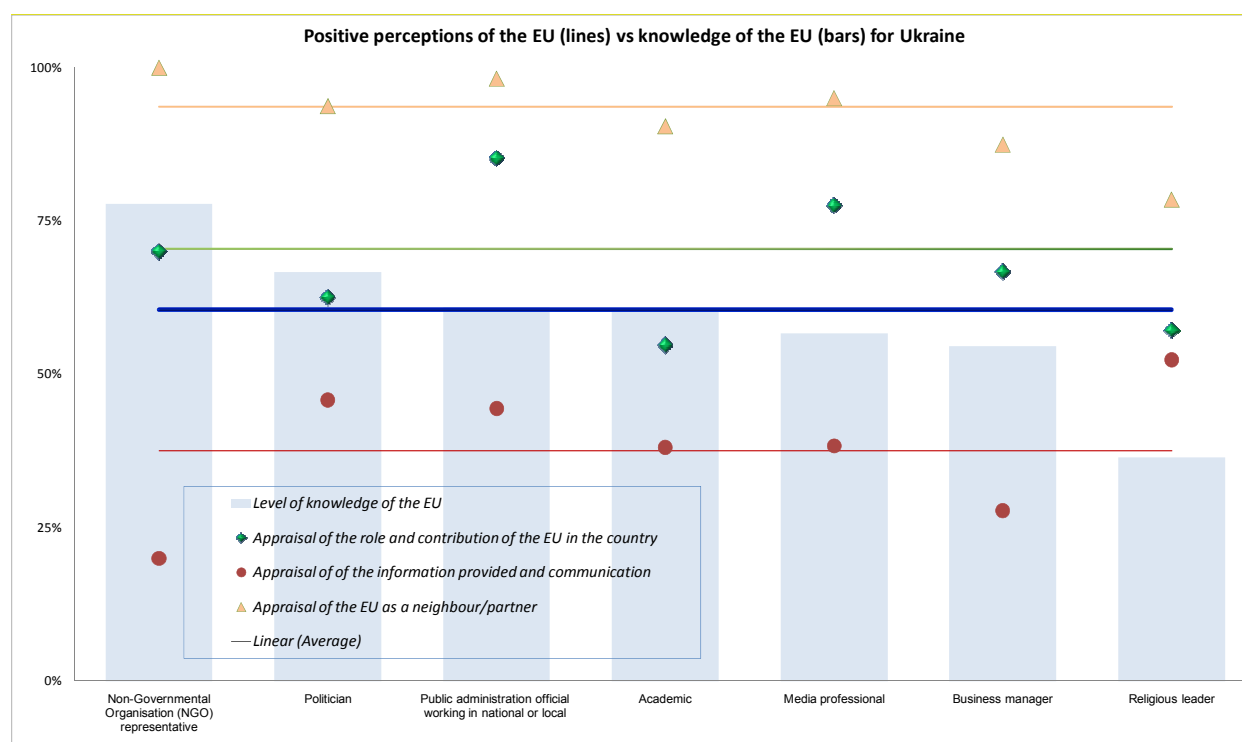
- 75% of the respondents say that Ukraine has good or fairly good relations with the EU (vs. 83% for ENPI East average)
- 52% believe that the level of involvement of the EU in Ukraine is appropriate (vs. 57% for ENPI East average)
- 96% consider the EU is an important partner (vs. 89% for ENPI East average)
- 91% sees the EU as a good neighbour (vs. 87% for ENPI East average)
- And a striking 85% say that Ukraine has benefited from the EU policies in the country (vs. 80% for ENPI East average).

The opinion leaders do not particularly believe that the Ukrainian government is favourable to the EU with 51% agreeing that 'the national Government is facilitating the action of the EU in the country'.

Table 10. Appraisal of the role of the EU in the country

Q14.1 to Q14.8	Ukraine (% 'Agree')	ENPI East average (% Agree)
The EU has the appropriate level of involvement in the country	52%	57%
The EU helps the promotion of democracy in its countries of cooperation activity	85%	76%
The EU can help bring peace and stability to the country	72%	73%
The EU can help bring peace and stability in the region surrounding the country	62%	68%
By helping the country the EU is ensuring its own prosperity	80%	76%
The EU does not bring any benefits to the country	9%	7%

The positive appraisal of the EU as a neighbour/partner is homogeneous across all opinion leader groups with religious leaders and business managers ranking below the average. The results are much more differentiated when it comes to the role of the EU in the country : the academics and religious leaders only agree with a proportion of around 50% of the respondents, while the members of the public administration and media professionals are more positive. This result may relate to the level of knowledge about the EU on the one hand, and on the other, to the alignment of the group's objectives and interests with the policies and values promoted by the EU..

Graph 3. Knowledge of the EU vs. positive perceptions of the EU

Q9 for the level of knowledge, Q14 for the appraisals

Concerning the EU's role and involvement in different sectors, the Ukrainian opinion leaders are in general not particularly appreciative of its interventions. They are positive about the contribution of the EU in 'education' (although not unanimously because 10% disagree on this), but for the rest they are less positive and generally more negative than the opinion leaders from the other ENPI East countries.

Table 11. Appraisal of the actions and role of the EU - by sector

Q15 (% of answers)	Ukraine (% Positive / % Negative)	ENPI East average (% Positive / % Negative)
Education	69/10	64/4
Promoting women	55/3	57/2
Economy	54/5	71/3
Peace in the country	51/1	69/2
Healthcare	47/5	52/3
Fight against poverty	42/8	61/3
Tackling Climate change	34/4	38/2

Interestingly, on the other hand, they would welcome an increase of the EU role and involvement in sectors such as: 'economic development', 'energy security', 'trade', 'environment and climate change', 'transport' and 'security and defence'. The Ukrainian opinion leaders are not particularly appreciative of its role in promoting democracy - they are less positive than the average of respondents from ENPI East countries (50% vs. 59% for ENPI East average)

In terms of specific policy areas, Ukrainian opinion leaders are very much aware of EU role in 'democracy', 'freedom of the media', 'Trade' and 'education', and, with the exception of 'democracy' they believe the EU should continue being involved in these areas. This awareness level is the highest observed in the ENPI East countries, a sign of effective communication.

Table 12. EU Actions: perception of the activities and where they should be

Q 16 & 17	Awareness of EU policies/actions in the country	Policies/actions where EU should play greater role than today		Difference of %
	% 'Yes'	% 'Yes'	Rank	%
1 economic development	79%	96%	1	+17%
2 environment and climate change	62%	88%	3	+26%
3 energy security	82%	90%	2	+8%
4 transport	64%	85%	6	+21%
5 education	81%	80%	9	-1%
6 culture	57%	68%	13	+11%
7 democracy	92%	76%	10	-16%
8 regional cooperation	81%	88%	3	+7%
9 security and defence	45%	74%	12	+29%
10 freedom of expression of the media	86%	75%	11	-11%
11 migration	75%	81%	8	+6%
12 external policy and foreign affairs	77%	82%	7	+5%
13 trade	85%	88%	3	+3%
14 equality between men and women	66%	55%	14	-11%

4.3.3 EU vs. other international players in the country and its global role

The World Bank or the International Monetary Fund (IMF) (68%) and the EIB (European Investment Bank) or EBRD (European Bank for Reconstruction and Development) (44%), followed by the EU (43%), are perceived to most effectively help economic development in the country. When it comes to Security and Stability, the EU (56%), NATO (48%), and the National Government (47%) come first.

Concerning EU development aid in general, Ukrainian opinion leaders consider that Promoting economic growth in developing countries and Promoting democracy and political reforms are the most important priorities that the EU should have for its global Development Aid.

5 GENERAL CONCLUSIONS

Perception of the EU

The most important associations linked to the EU from the Ukrainian opinion leaders can be summarised in the following statement:

The EU is perceived as a big and friendly union of different European countries where its citizens enjoy high standards of living, democracy, in functioning states, cultivating the art of consensus and negotiation, but with ambivalent confidence in what is declared and done.

The vast majority of opinion leaders have a positive image of the EU and associate it with the values of democracy, rule of law & transparency and human rights.

Knowledge of the EU and its policies:

The level of knowledge of the EU institutions and of regional programmes is in line with the ENPI East average level, but the awareness of the activities of the EU in the country is the highest observed in the Region. However there is still scope for increasing this level of knowledge about the EU, its policies and activities in the country. In particular, there seems to be an opportunity to further intensify communication activities by the Delegation by improving accessibility of information materials in local languages, creating more opportunities for direct interactions during seminars/event and using consistent EU branding on programmes and projects.

Appraisal of the role of the EU in the country:

The role of EU in the Ukraine is not particularly positively assessed by local opinion leaders, but on the other hand they would welcome a greater role from the EU in areas like : 'economic development', 'energy security', 'trade', 'environment and climate change', 'transport' and 'security and defence'.

Compared with other international players in Ukraine, the EU is considered as one of the contributors in economic matters only after the International Financing institutions (IMF/WB, EIB/EBRD). On political matters, however, it is considered by opinion leaders as the most important player to help.

In addition, the EU has an opportunity to further enhance its positive image in the country by raising awareness of its development aid aimed at promoting economic growth in developing countries and promoting democracy and political reforms as these are perceived as the most important objectives of development aid by Ukrainian opinion leaders.

EuropeAid/127122/C/SER/Multi

Opinion Polling and Research in the ENPI countries and Territory (OPPOL)

*Country report on the
baseline studies, Ukraine -Annexes*

14 December 2009

MWH47501381.017 rev. 1



This project is funded
by the European Union



MWH



A project implemented
by a consortium led by MWH

Annex 1. TABLE WITH FULL ANSWERS FROM Q1 AND Q2

No	Q1 When you hear the word "European Union", what comes to mind?		Q2 And if you were to think of the European Union as an animal, which one would it be and why?	
	Original text	English original	Animal	Why
1	бюрократія, системність, розмаїття культур, стабільність	bureaucracy, system, cultural dimension, stability	Ox (bull)	confident, powerful animal
2	економічна стабільність, шенгенська зона	economic stability, schengen area	cat	progressive, balanced and slow advance ahead
3	союз створений з метою економічного розвитку	community created for economic development	owl	elaborated, mature policy and activity, some conservatism
4	сукупність дружніх, розвинених країн об'єднаних однією геополітичною місією, єдиним ринком	assembly of friendly developed countries united with one geopolitical mission, single market	tortoise	wise, long life, some slow but still have a huge reserve of power
5	порядок, люди, задоволені життям, екологія, чисте повітря	order, people, satisfied by the life, environmental protection, clear air	elephant	stability, strong
6	ближній сусід, проблеми с количеством новых членов, взаємостерпимость	close neighbour, problems with the number of the new members, tolerance	cow	wants to give its milk to everyone
7	союз нерушимий европейских стран	indestructible union of the European states	lepidopterous larva	too many chelas through which it is able to move anywhere
8	об'єднання держав	union of the states	pouched mammals	It could be together or not with its child, it does not effect a lot
9	об'єднана Європа, підвищення вартості життя	united Europe, the increase of the life's price	fox	cunning and cute
10	організація, упорядочение, общие правила, условия поведения, общая система	organization, regulation, common rules, behaviour rules, common system	no imagination	
11	Спільнота, Представництво Європейської Комісії в Україні, прапор ЄС, Брюссель	community, European Commission to Ukraine, EU flag, Brussels	bison	massive, powerful animal
12	Унікальне міжнародне утворення, об'єднання демократичних європейських країн, що працюють заради миру та процвітання, задля себе, свого добробуту	Unique international formation, union of democratic european countries which work for peace and prosperity, work for themselves and their welfare	there is no such an animal in the animal world	if to consider external policy of EU - we see wisdom of snake, mercenariness of fox, prudence of wolf, power of tiger and so on; if to consider internal policy of EU - it is careful female which fosters her diverse children
13	прапор ЄС	EU flag	cow	big, skin marked with "stars" (kind of)
14	велике системне об'єднання країн регіону заради політичного, промислового та соціального розвитку	large, systematic union of countries of the region for political, industrial and social development	lion	it heads (chairs), unites, feeds, protects
15	союз 27 держав, інтеграція України в ЄС, європейські стандарти	a union of 27 states, integration of Ukraine to EU, european standards	fox	elaborated, mature policy

No	Q1 When you hear the word "European Union", what comes to mind?	Q2 And if you were to think of the European Union as an animal, which one would it be and why?		
	Original text	English original	Animal	Why
16	цивільні стосунки між людьми, відповідальність за свої вчинки, демократія, достойна оплата праці	civilized relations between people, responsibility, democracy, relevant salaries	horse	it is working hard
17	прапор ЄС	EU flag	coala	it is not in a hurry
18	могутня, демократична організація, високі стандарти, гарна структура	Strong and powerful organization, democratic organization, high standards, good structure	cat	cute, its opinion is changing according to the circumstances
19	європейська спільнота, прапор із зірками	European community, the flag with stars	tortoise	bureacracy is like shell, slow, wise
20	об'єднання держав	the union of the states	no imagination	
21	СССР, хорошее, положительное	USSR, good, positive	fairy tale hero Zmey Horynych in a positive thinking	there is one single body, but there are different states
22	європейська культура, европейское благополучие	European culture, european welfare	horse, dog	domestic animal, calm, civilized
23	прапор ЄС, Євро, соціальна сфера, європейський менталітет, високі ціни	EU flag, Euro, social sphere, european mentality, high prices	mythical creature with many heads	community of different countries, cultures, constantly changing governance
24	верховенство права, добробут, рівень життя, захист прав, інтересів, свобод громадян, потужна конкурентна економіка	role of law, welfare, standard of living, protection of rights, interests and freedom of the citizens, powerful and competitive economy	dolphin	clever and peaceful animal, succours, can protect itself collectively
25	Інтеграція України в ЄС, Євростат	Integration of Ukraine into EU, Eurostat	dog	a friend, defender
26	Чому ми ще не в Європейському Союзі?	Why we are not in EU yet?	cow	noble animal, which gives the product for feeding, provides welfare
27	27 країн-членів, європейська культура, схожа на українську культуру, проте наші люди цього не помічають, але європейці це помічають	27 member states, european culture, close to the ukrainian one, but Ukrainians do not see this similarity in spite of the Europeans	tortoise/horse	great and slowly, expands slowly/ working horse
28	спільнота, об'єднання для людей на основі одних принципів, свобода пересування для людей, товарів, фінансів	community, the union for the people on the basis of the same principles, freedom of the movement for people, goods and finance	cucuo	it leaves its problems on the others and the new member states
29	демократія, ринкова економіка, права людини, повага до всіх членів ЄС, великих та малих держав	democracy, market economy, human rights, tolerance to the all member states, small and great states	no imagination	
30	вільне пересування людей, Європа без кордонів, стабільність економічна, громадянські свободи	free movement of the people, Europe without the borders, economical stability, citizens' rights and freedoms	lion	strong and just

No	Q1 When you hear the word "European Union", what comes to mind?		Q2 And if you were to think of the European Union as an animal, which one would it be and why?	
	Original text	English original	Animal	Why
31	нічого не спадає, бо я знаю, що це таке	I have no imagination because I know what it is	cow	it works, it's peaceful and unaggressive
32	високі стандарти, привабливий рівень культури, оригінальне поєднання різних інтересів та культур	high standards, good level of culture, specific union of the different interests and cultures	deer	high level of self-respect and generosity
33	багато країн, спільний простір	many countries, free space	shoal of the fish	community of the states that work together on the all issues
34	можливість виходу нашої країни на якісно новий рівень розвитку	chance for our country reach upgraded level	dog	can bark loudly in simple situations and escape when dangerous
35	якість життя, відсутність недовіри до влади, повага до людей, захист прав громадян	quality of life, no distrust to authority, respect to people, human rights protection	cow	it is not predator, has not aggressive policy, treats surrounding with respect, is productive
36	розвинені країни Європи	developed countries of Europe	elephant	authoritative
37	найкращі стандарти життя, бажання вступити туди України	the best living standards, will of Ukraine to enter into EU	donkey	stubborn and doesn't let Ukraine into
38	Радянський Союз, тобто об'єднання на зразок радянського союзу	Soviet Union i.e union like Soviet Union	dog (female)	clever, domestic, guards, careful
39	якість життя, екскурсії, командировки, культура	quality of life, excursions, business trips, culture	dinosaur	old and stable
40	нічого не спадає, не думаю про це	no imagination, I do not think about it	elephant	big and prominent organization but non-operational
41	хтось-то союзничает в Європі	somebody unites in Europe	rooster	it is a symbol of France which was the first in the formation of the idea of the EU
42	захоплення не викликає, бо духовні цінності там не є пріоритетними	it is not very attractive that spiritual values are not the priority	coloss	gigantic construction, its power is not secure
43	група демократичних країн, справжня Європа	group the democratic states, real Europe	bees	high level of cooperation, hard-working
44	добре було б, якби Україна була членом ЄС	it will be good if Ukraine will be the member state	no imagination	
45	європейська спільнота, демократичні країни, свобода віросповідання, економічна, а також у пересуванні, чітке розділення церкви та держави	European community, democratic states, freedom of beliefs, economic freedom and freedom of movement, strong separation of church and state	no imagination	
46	гарні дороги, красиві пейзажі	good roads, beautiful scapes	cow	many hurry things to do with, calm, big profit
47	демократія і дуже необхідні інституції	democracy and very necessary institutions	cat	non-aggressive, no emotions, "thing in itself"
48	Україна має бути сама, а не в союзах, від них добра не чекати	Ukraine has to be single, not in the unions, does not have to wait the welfare.	tiger, lion	it is oppreser, egoistic

No	Q1 When you hear the word "European Union", what comes to mind?		Q2 And if you were to think of the European Union as an animal, which one would it be and why?	
	Original text	English original	Animal	Why
49	міжнародне об'єднання європейських держав на основі спільної економічної, правової, зовнішньої політики	international union of european countries based on common economic, legal, foreign policy	flock of animals	in the flock each country associates with different animal
50	біла заздрість людям, які там живуть	positive envy to people who live there	no association with animal	
51	країни, об'єднані загальними політичними та економічними цілями, єдина валюта, дотримання прав і свобод громадян та вирішення своїх інтересів за рахунок інших	countries, united with general politic and economic targets, common currency, human rights protection, solving interests en autre droit	elephant	big and strong
52	західна цивілізація, шенгенська зона, євро, порядок	western civilization, schengen area, Euro, order	fox	reasonably sly, prudent, prompt, the colour of fur is optimistic
53	курс, що був прослуханий в університеті, сусід України по Європі, зірочки, Закарпатська обласна рада, де є стяг Європейського Союзу	University course, Ukrainian European neighbor, stars, Zakarpattya Regional Council with the EU flag	bear	main animal on the European continent, native animal, tothem, the most widespread animal on the European continent
54	міжнародна організація, європейська спільнота, стандарти, рівень життя	international organization, European community, standards, level of life	seal	great in size, on the first view very slow, but ready to defend
55	далека країна з високими стандартами	far country with high standards	panther	smart
56	союз країн таких, як і Україна, близькі адміністративно-територіально та геополітично, з розвинутою демократією, програмні проекти, європейський вибір України	the union of the states similar to Ukraine geopolitically and on the administrative-territorial basis, with the developed democracy, program project, European choice of Ukraine	flock of animals	the policy does not depend on other countries
57	цікава ідеалістична система державного устрою, побудована на моделі консенсусу, врахування різних політичних думок	intresting idealistic system based on the model of consensus between different political thoughts	ant-hill	there are too many minor peoples that move in different directions
58	висока якість життя	high quality of life	elephant	calm and delibrate
59	синій прапор з зірочками, яких все більше і більше	blue flag with stars that are getting more and more	mink and vair	because during the Middle Ages there were fur for the European nobelty
60	цілісне поняття	complex issue	hourse	there is a need to follow it
61	економічні перспективи, подорожі до Європи, Париж, швейцарські озера	economic prespectives, European travelling, Paris, Swiss lakes	cow	high level of milk products
62	покращення рівня життя в Україні, прагнення вступити України до ЄС	improvement of living level in Ukraine, striving of Ukraine to join EU	dog	friend, every EU member state is a friend to each other

No	Q1 When you hear the word "European Union", what comes to mind?	Q2 And if you were to think of the European Union as an animal, which one would it be and why?		
	Original text	English original	Animal	Why
63	об'єднання	Union	n/a	indelicate question, to my mind, important things cannot be aligned with animals. This question seems strange for me
64	загальна політична організація, завдання якої об'єднувати європейські держави в єдине ціле	general political organization and its task is to unite european countries into integration	n/a	its difficult to identify, I cant associate political organization with animal
65	економічне благополуччя, моральний занепад, втрата європейських історичних цінностей, мусульманізація Європи	economic welfare, moral come-down, loss of european historic values, Islamisation of Europe	roedeer	nice appearance, but coward, non principled, EU doesn't stand up for its position and position of neighbour countries
66	перспектива, розвиток	perspective, development	fox	sly, lures but the result is unclear and unknown
67	європейська культура, економіка, законодавство	european culture, economy, legislation	dog (cocker spaniel)	it is clever, good, restrained
68	ЄС тотожне поняттю Європи - це перше, що спадає на думку. Попри це, я розумію, що географічна Європа не є тотожною ЄС. Глобалізація, економічна інтеграція, економічний лад	EU is equation to notion Europe - this the first coming to my mind. However, I understand that geographically, Europe is not an equation to EU. Globalization, economic integration, economic order	lion	do not know why, because it is noble, cool-headed, majestic, great animal
69	культура, чистота, нормальні взаимоотношения между властью и людьми	culture, clearness, normal relations between the authorities and people	lap-dog	too clear and with parfum
70	высокоразвитое общество, почему мы не пошли по плану Маршалла, вопрос о кризисе и сложной ситуации сейчас	high-developed society, why didn't we participate in Marshall plan, issue of the crisis now	n/a	it is not an animal, it is a cultural society
71	нормальные мысли, европейский стандарт жизни, наличие среднего класса	normal thoughts, european standards of life, existence of the middle-class	Ox (bull)	it is carrying all others
72	свобода одного человека заканчивается там, где начинается свобода другого	the freedom of the person ends where the freedom of the other person starts	dog	the guard of the civil freedoms and rights
73	об'єднання демократичних країн з високим рівнем соціального захисту населення	the union of the democratic countries with social security	no imagination	
74	радянський союз	Soviet Union	Holland cow	great, clear, much milk, it is looking with her wet eyes
75	Україні треба бути там	Ukraine has to be there	no imagination	

No	Q1 When you hear the word "European Union", what comes to mind?		Q2 And if you were to think of the European Union as an animal, which one would it be and why?	
	Original text	English original	Animal	Why
76	провідна міжнародна міжурядова організація наднаціонального характеру, європейські цінності, сусід для України, ринкова економіка	leading international and intergovernmental organization, market economy, european values, Ukrainian neighbour	octopus	everything is carried by one head, tentacles execute
77	високі стандарти, організація, цивілізоване законодавство	high standards, organization, civilized law	deer	not aggressive, variegated, with horns
78	нормальні цивілізовані країни та спосіб життя, уклад суспільства з меншою корупцією ніж у нас	normal civilized countries and way of life, order of society with less corruption than in here	deer	noble peaceful animal, but with horns and can protect itself
79	квазідержавне об'єднання 27 країн на території західної Європи, зірки на синьому фоні	quasipublic union of 27 countries on territory of western Europe, stars on blue field	no association with animal	
80	багато чого, Брюссель, розширення, інтеграція, мир, процвітання, демократія, візи, майбутнє	many things, Brussels, enlargement, integration, peace, prosperity, democracy, visa, future	behemoth	slow, big, a bit lazy
81	Брюссель, єдина Європа, спільний економічний простір, шенгенські візи, бюрократія	Brussels, united Europe, common economic area, schengen visa, bureaucracy	hippopotamus	big, herbivorous but can be aggressive if gets into unfavourable situation
82	організація, которая способствует объединению народов	organization that helps to unite the peoples	pigeon	do not know why, no imagination
83	країни, в яких побувала	countries visited by me	lion	the king of the animals
84	багато законодавства, бюрократії, можливість вільно подорожувати	much legislature, bureaucracy, possibility for free movement	hourse	it likes crowd
85	позитив, свобода, демократія, економічний розвиток	positive, freedom, democracy, economic development	catty	bushy
86	дуже гарні парки Лондона, Німеччини, Ейфелева вежа, красиві газони	Very beautiful London and German parks, Eiffel's Tower	hourse	stability
87	колективна система безпеки, в тому числі економічна, соціальна та права людини	collective security system, including economy, social security and human rights	elephant	great, strong, respectful, but clumsy
88	гроші "євро"	money EUR	octopus	structure of the Union is similar
89	розвинені країни Європи	developed countries of Europe	no imagination	
90	Україна знаходиться в Європі	Ukraine is situated in Europe	tortoise	old Europe moves slowly but surely
91	ті,що живуть "там", їм не гірше	those who live there,it is not worse for them	dog	adhasion
92	нам туди ще рано	it is too early for us to be there	no imagination	

No	Q1 When you hear the word "European Union", what comes to mind?		Q2 And if you were to think of the European Union as an animal, which one would it be and why?	
	Original text	English original	Animal	Why
93	класична музика, мерседеси, шоколад, посмішки, пенсіонери	classical music, Mercedeses, shocolat, smiles, retired persons	unicorn	to us to become the member of the EU is like to see the unicorn
94	не знаю	I do not know	owl	small, wise, always sleeps, rapacious
95	європейський стандарт життя	european standards of the life	lynx	not because it is rapacious, but because it fights for its environment
96	об'єднана в певному економічному просторі Європа	Europe united in the defined economic space	coloss	gigantic but not very stable
97	об'єднання економічне та політичне європейських країн, які вирішили жити разом, бо так легше	economic and political union of the European countries that decided to live together because it is easier	bear	kind and bushy
98	щоб Україна вступила до ЄС	Ukraine - to enter EU	bull	strong, great, reliable, stubborn
99	широке об'єднання, добробут, захищеність громадян	broad union, welfare, protection of citizens	bear	great, calm
100	єдність, можливість подорожувати, співпраця	unity, possibility of traveling, cooperation	caterpillar	has a lot of tarsuses and limbs, and they all carry the body
101	міжнародна організація, утворена на базі європейських спільнот у 1992 році	international organization formed on the basis of the european communities in 1992	blue bird	the bird which is difficult to catch and which has to bring happiness
102	одна з провідних наддержавних установ світу, що відрізняється своїми прогресивними цінностями: демократія, громадянське суспільство, права громадян	one of the leading world supernational organizations, that differs on its progressive values like democracy, civil society, citizens' rights	badger	non-aggressive, unrapacious, can fight for itself, household
103	спільна економіка, планування, добробут, дія законів, спільний парламент, легалізація гомосексуалізму, втрата духовний цінностей	common economy, planning, welfare, rule of law, common parliament, homosexuality legalization, lost of the spiritual values	cow	brings welfare, there are milk and butter as food, slow, everyone wants to be near it but it is old
104	союз за краще життя європейських держав	union of the european countries for better life	eagle	secures its territory, straight
105	закритий клуб європейських держав	close club of the European states	fox	chooses its strategy carefully
106	Брюссель, писающий мальчик, шенген, євро	Brussels, schengen, euro	unicorn	mythical animal
107	ми хочемо туди більше, ніж нас хочуть там	we want there more than they want us	dog	on the first view it is not too friendly, too big and conservative, but it is possibly to make friends
108	демократичні, цивілізовані країни, верховенство права, правова захищеність, дотримання прав людини	democratic and civilized states, rule of law, human rights	no imagination	

No	Q1 When you hear the word "European Union", what comes to mind?		Q2 And if you were to think of the European Union as an animal, which one would it be and why?	
	Original text	English original	Animal	Why
109	прогрес, рух вперед, рух до цивілізації	progress, movement ahead, movement to civilization	giraffe	lazy as EU
110	об'єднання європейських країн, євро зона, шенгенська віза	union of the European states and schengen zone	owl	wise and practical, as EU standards

Annex 2. ANSWERS TO ALL QUESTIONS

S1 Could you please tell me which of the following corresponds most closely to your current occupation?

	Ukraine		ENPI East		Total ENPI	
	Count	Col %	Count	Col%	Count	Col%
1 Politician	8	7%	53	8%	150	11%
2 Religious leader	7	6%	37	6%	98	7%
3 Media professional	20	18%	99	16%	215	15%
4 Business manager	12	11%	127	20%	264	19%
5 Academic	21	19%	76	12%	202	14%
6 Public administration official working in national or local government	27	25%	123	19%	239	17%
7 Non-Governmental Organisation (NGO) representative	15	14%	118	19%	238	17%
Total	110	100%	633	100%	1406	100%

Q1 When you hear the word "European Union", what comes to mind?

Q2 And if you were to think of the European Union as an animal, which one would it be and why?

For answers to Q1 and Q2, see Annex 1.

Q3 In general, does the European Union conjure up for you a very positive, fairly positive, neutral, fairly negative or very negative image?

	Ukraine		ENPI East		Total ENPI	
	Count	Col %	Count	Col%	Count	Col%
1 Very positive	17	15%	120	19%	283	20%
2 Fairly positive	74	67%	418	66%	854	61%
3 Neutral	17	15%	79	12%	177	13%
4 Fairly negative	0		8	1%	66	5%
5 Very negative	1	1%	4	1%	14	1%
6 DK	1	1%	4	1%	12	1%

Q4 In your opinion, which three of the following values best represent the European Union?

	Ukraine		ENPI East		Total ENPI	
	Cases	Col %	Cases	Col%	Cases	Col%
1 Solidarity	22	20%	148	23%	358	25%
2 Honesty	4	4%	32	5%	69	5%
3 Freedom of Religion	11	10%	49	8%	135	10%
4 Rule of law transparency	54	49%	296	47%	549	39%
5 Human Rights	37	34%	250	39%	508	36%
6 Individual Freedom	26	24%	144	23%	340	24%
7 Tolerance	23	21%	119	19%	176	13%
8 Democracy	43	39%	217	34%	543	39%
9 Peace and Security	21	19%	143	23%	251	18%
10 Absence of corruption	8	7%	48	8%	92	7%
11 Respect for other cultures	13	12%	94	15%	194	14%
12 Self-fulfilment	21	19%	105	17%	208	15%
13 Equality	6	5%	42	7%	116	8%
14 Freedom of the media	10	9%	71	11%	239	17%
15 Equality between man and woman	12	11%	75	12%	220	16%
16 Other	4	4%	19	3%	45	3%
17 None of these	0		2	0%	9	1%
18 DK	0		1	0%	4	0%

Q5 Some people say that Ukraine and the European Union have some common values to be able to cooperate. Others say that Ukraine and the European Union have such different values that cooperating would be impossible. Which of these viewpoints comes closer

	Ukraine		ENPI East		Total ENPI	
	Count	Col %	Count	Col%	Count	Col%
1 Enough common values to be able to cooperate	91	83%	543	86%	1.230	87%
2 Such different values that cooperating would be impossible	16	15%	64	10%	112	8%
3 DK	3	3%	26	4%	64	5%

Q6 In terms of how much you know about the European Union, its policies, its institutions would you say that you are very familiar, rather familiar, rather not familiar or not at all familiar with the EU, its policies and institutions?

	Ukraine		ENPI East		Total ENPI	
	Count	Col %	Count	Col%	Count	Col%
1 Very familiar	18	16%	74	12%	200	14%
2 Rather familiar	75	68%	421	67%	951	68%
3 Rather not familiar	13	12%	124	20%	220	16%
4 Not at all familiar	4	4%	13	2%	31	2%
5 NO answer	0		1	0%	4	0%

Q7. Have you heard about ...

	Ukraine		ENPI East		Total ENPI	
	% who knows	Rank notoriety	% who knows	Rank notoriety	% who knows	Rank notoriety
Q7.1 European Union Delegation (in the country)	88%	3	88%	3	84%	3
Q7.2 European Commission	94%	2	96%	2	95%	1
Q7.3 the Council of Ministers	66%	6	72%	6	67%	6
Q7.4 the European Parliament	98%	1	97%	1	95%	2
Q7.5 the ECB (European Central Bank)	79%	5	81%	4	77%	4
Q7.6 OECD (Organisation for Economic Cooperation and Development)	81%	4	78%	5	74%	5
Average	84%		85%		82%	
Average EU institutions	88%		88%		85%	

Details

Q7.1 Have you heard about European Union Delegation in Ukraine

	Ukraine		ENPI East		Total ENPI	
	Count	Col %	Count	Col%	Count	Col%
1 Yes	97	88%	559	88%	1.186	84%
2 No	12	11%	55	9%	173	12%
3 DK	1	1%	19	3%	47	3%

Q7.2 Have you heard about European Commission

	Ukraine		ENPI East		Total ENPI	
	Count	Col %	Count	Col%	Count	Col%
1 Yes	103	94%	610	96%	1.340	95%
2 No	5	5%	19	3%	50	4%
3 DK	2	2%	4	1%	16	1%

Q7.3 Have you heard about the Council of Ministers

	Ukraine		ENPI East		Total ENPI	
	Count	Col %	Count	Col%	Count	Col%
1 Yes	73	66%	456	72%	938	67%
2 No	28	25%	129	20%	373	27%
3 DK	9	8%	48	8%	95	7%

Q7.4 Have you heard about the European Parliament

	Ukraine		ENPI East		Total ENPI	
	Count	Col %	Count	Col%	Count	Col%
1 Yes	108	98%	611	97%	1.334	95%
2 No	1	1%	16	3%	57	4%
3 DK	1	1%	6	1%	15	1%

Q7.5 Have you heard about the ECB (European Central Bank)

	Ukraine		ENPI East		Total ENPI	
	Count	Col %	Count	Col%	Count	Col%
1 Yes	87	79%	515	81%	1.076	77%
2 No	17	15%	82	13%	257	18%
3 DK	6	5%	36	6%	73	5%

Q7.6 Have you heard about OECD (Organisation for Economic Cooperation and Development)

	Ukraine		ENPI East		Total ENPI	
	Count	Col %	Count	Col%	Count	Col%
1 Yes	89	81%	491	78%	1.043	74%
2 No	17	15%	105	17%	281	20%
3 DK	4	4%	37	6%	82	6%

Q8. And for each of the following statements about the European Union could you please tell me whether you think it is true or false?

	Ukraine		ENPI East		Total ENPI	
	% correct answer	Rank	% correct answer	Rank	% correct answer	Rank
1 The EU currently consists of 25 Member States	39%	8	50%	6	47%	7
2 The EU has a Parliament elected by citizens	80%	3	76%	3	75%	4
3 The EU has a President elected by citizens	85%	2	84%	2	82%	3
4 The EU has its own flag	93%	1	96%	1	95%	1
5 The Euro is the common currency of all Member States	61%	5	65%	5	64%	5
6 EIB (European Investment Bank) is an EU institution	41%	7	45%	7	51%	6
7 The OECD is an EU institution	29%	9	29%	9	31%	8
8 The Council of Europe is an EU institution	55%	6	44%	8	29%	9
9 UNICEF is an EU institution	62%	4	72%	4	83%	2
Average	61%		62%		62%	
Average EU institutions	72%		76%		75%	

*Details***Q8.1 The European Union currently consists of 25 Member States**

	Ukraine		ENPI East		Total ENPI	
	Count	Col %	Count	Col%	Count	Col%
1 TRUE	35	32%	168	27%	470	33%
2 FALSE	43	39%	316	50%	656	47%
3 DK	32	29%	149	24%	280	20%

Q8.2 The European Union has a Parliament elected by citizens

	Ukraine		ENPI East		Total ENPI	
	Count	Col %	Count	Col%	Count	Col%
1 TRUE	88	80%	481	76%	1.056	75%
2 FALSE	16	15%	97	15%	243	17%
3 DK	6	5%	55	9%	107	8%

Q8.3 The European Union has a President elected by citizens

	Ukraine		ENPI East		Total ENPI	
	Count	Col %	Count	Col%	Count	Col%
1 TRUE	5	5%	37	6%	105	7%
2 FALSE	94	85%	530	84%	1.153	82%
3 DK	11	10%	66	10%	148	11%

Q8.4 The European Union has its own flag

	Ukraine		ENPI East		Total ENPI	
	Count	Col %	Count	Col%	Count	Col%
1 TRUE	102	93%	606	96%	1.330	95%
2 FALSE	4	4%	15	2%	35	2%
3 DK	4	4%	12	2%	41	3%

Q8.5 The Euro is the common currency of all Member States

	Ukraine		ENPI East		Total ENPI	
	Count	Col %	Count	Col%	Count	Col%
1 TRUE	43	39%	215	34%	480	34%
2 FALSE	67	61%	409	65%	905	64%
3 DK	0		9	1%	21	1%

Q8.6 EIB (European Investment Bank) is an European Union institution

	Ukraine		ENPI East		Total ENPI	
	Count	Col %	Count	Col%	Count	Col%
1 TRUE	45	41%	284	45%	724	51%
2 FALSE	24	22%	92	15%	143	10%
3 DK	41	37%	257	41%	539	38%

Q8.7 The OECD is an European Union institution

	Ukraine		ENPI East		Total ENPI	
	Count	Col %	Count	Col%	Count	Col%
1 TRUE	56	51%	256	40%	592	42%
2 FALSE	32	29%	183	29%	432	31%
3 DK	22	20%	194	31%	382	27%

Q8.8 The Council of Europe is an European Union institution

	Ukraine		ENPI East		Total ENPI	
	Count	Col %	Count	Col%	Count	Col%
1 TRUE	45	41%	267	42%	673	48%
2 FALSE	60	55%	276	44%	404	29%
3 DK	5	5%	90	14%	329	23%

Q8.9 UNICEF is an European Union institution

	Ukraine		ENPI East		Total ENPI	
	Count	Col %	Count	Col%	Count	Col%
1 TRUE	11	10%	67	11%	93	7%
2 FALSE	68	62%	456	72%	1.163	83%
3 DK	31	28%	110	17%	150	11%

Q8a. Amongst the policies of the EU implemented in Ukraine, some have more of a national focus and some more of a regional/international focus. For each of the following policies, can you tell me what is its major focus? Any other policies you know of?

Have NOT heard or don't know	Ukraine		ENPI East		Total ENPI	
	Count	Col %	Count	Col%	Count	Col%
1 ENP (European Neighbourhood Policy)?	6	5%	521	82%	237	37%
2 Euro-Mediterranean Partnership/ Union Pour la Mediterrann?e (for the South) Eastern Partnership (for the East)?	5	5%	523	83%	140	22%
3 TACIS (Technical Advise for the Community of the Independent States (countries from former USSR))?	12	11%	465	73%	486	77%
4 Barcelona Process?	79	72%	363	57%	619	98%

details

Q8a.1 What is the major focus of ENP (European Neighbourhood Policy)?

	Ukraine		ENPI East		Total ENPI	
	Count	Col %	Count	Col%	Count	Col%
1 National Focus	15	14%	74	12%	140	10%
2 Regional/International focus	89	81%	484	76%	1.029	73%
3 DK	2	2%	38	6%	85	6%
4 Have not heard about it	4	4%	37	6%	152	11%

Q8a.2 What is the major focus of Euro-Mediterranean Partnership/ Union Pour la Mediterrann?e (for the South) Eastern Partnership (for the East)?

	Ukraine		ENPI East		Total ENPI	
	Count	Col %	Count	Col%	Count	Col%
1 National Focus	10	9%	50	8%	73	5%
2 Regional/International focus	95	86%	487	77%	1.193	85%
3 DK	4	4%	60	9%	80	6%
4 Have not heard about it	1	1%	36	6%	60	4%

Q8a.3 What is the major focus of TACIS (Technical Advise for the Community of the Independent States (countries from former USSR))?

	Ukraine		ENPI East		Total ENPI	
	Count	Col %	Count	Col%	Count	Col%
1 National Focus	32	29%	127	20%	181	13%
2 Regional/International focus	66	60%	436	69%	739	53%
3 DK	5	5%	41	6%	185	13%
4 Have not heard about it	7	6%	29	5%	301	21%

Q8a.4 What is the major focus of Barcelona Process?

	Ukraine		ENPI East		Total ENPI	
	Count	Col %	Count	Col%	Count	Col%
1 National Focus	5	5%	35	6%	78	6%
2 Regional/International focus	26	24%	182	29%	709	50%
3 DK	35	32%	235	37%	335	24%
4 Have not heard about it	44	40%	181	29%	284	20%

Q8a.5 Any other policies you know of?

	Ukraine		ENPI East		Total ENPI	
	Count	Col %	Count	Col%	Count	Col%
1 Yes	15	14%	100	16%	176	13%
2 No	95	86%	533	84%	1.230	87%

Q9 In your opinion, which of the following ranges corresponds to the total level of EU Financial cooperation (grants) in Ukraine in the last year (2008)?

	Ukraine		ENPI East		Total ENPI	
	Count	Col %	Count	Col%	Count	Col%
1 None	1	1%	4	1%	6	0%
2 <10 million Euro	8	7%	52	8%	80	6%
3 10 - 50 million Euro	21	19%	146	23%	262	19%
4 50 - 100 million Euro	28	25%	113	18%	233	17%
5 100 - 200 million Euro	17	15%	103	16%	225	16%
6 Above 200 million Euro	26	24%	82	13%	303	22%
7 DK	9	8%	133	21%	297	21%
Gave the correct range:		15%	128	20%		
Percentage of overestimation:		24%				

Q10 At the present time, would you say that, in general, things are going in the right or in the wrong direction in Ukraine?

	Ukraine		ENPI East		Total ENPI	
	Count	Col %	Count	Col%	Count	Col%
1 Things are going in the right direction	33	30%	316	50%	836	59%
2 Things are going in the wrong direction	70	64%	258	41%	428	30%
3 DK	7	6%	59	9%	142	10%

Q11 What do you think are the three most serious challenges facing Ukraine today?

	Ukraine		ENPI East		Total ENPI	
	Rank	Rank (top=1)	Rank	Rank (top=1)	Rank	Rank (top=1)
1 Democracy	18	5	194	4	467	4
2 Ensuring healthy economic growth	62	3	327	2	743	1
3 Tackling climate change	4	12	22	13	117	10
4 Managing energy resources	34	4	96	7	249	7
5 Providing education to all citizens	9	8	60	9	300	5
6 Promoting Ukrainian culture	10	7	31	12	61	13
7 Engaging in closer cooperation with countries around Ukraine	6	9	117	6	218	8
8 Establishing security and defence	12	6	171	5	295	6
9 Ensuring freedom of speech	6	9	88	8	181	9
10 Managing migration (both IN and OUT)	6	9	42	11	91	12
11 Fighting corruption	78	1	309	3	611	2
12 Refugees and Internal Displaced People	0	13	54	10	101	11
13 Rule of Law/Functioning State	78	1	332	1	535	3
14 Other	3		39		136	

Q12 And in which of the following areas has Ukraine achieved most progress in the last 3 years?

	Ukraine		ENPI East		Total ENPI	
	Count	Col %	Count	Col%	Count	Col%
1 Democracy	21	19%	32	5%	150	11%
2 Ensuring healthy economic growth	0		97	15%	244	17%
3 Tackling climate change	1	1%	4	1%	9	1%
4 Managing energy resources	0		80	13%	129	9%
5 Providing education to all citizens	8	7%	44	7%	165	12%
6 Promoting Ukrainian culture	8	7%	37	6%	60	4%
7 Engaging in closer cooperation with countries around Ukraine	2	2%	76	12%	126	9%
8 Establishing security and defence	0		30	5%	129	9%
9 Ensuring freedom of speech	52	47%	66	10%	94	7%
10 Managing migration (both IN and OUT)	2	2%	13	2%	22	2%
11 Fighting corruption	1	1%	44	7%	63	4%
12 Refugees and Internal Displaced People	0		11	2%	19	1%
13 Rule of Law/Functioning State	0		11	2%	30	2%
14 Other (specify) spontaneous	13	12%	74	12%	135	10%
97 There is no real progress in any sphere	2	2%	13	2%	27	2%
99 NA	0		1	0%	4	0%

Q13 In general, would you say that the European Union has very good, fairly good, fairly bad or very bad relations with Ukraine?

	Ukraine		ENPI East		Total ENPI	
	Count	Col %	Count	Col%	Count	Col%
1 Very good	0		23	4%	289	21%
2 Fairly good	82	75%	502	79%	939	67%
3 Fairly bad	14	13%	67	11%	111	8%
4 Very bad	2	2%	10	2%	10	1%
5 Does not have any relationship with Ukraine	4	4%	8	1%	10	1%
6 DK	8	7%	23	4%	47	3%

Q14. Please tell me to what extent you agree or disagree with each of the following statements concerning the European Union?

	Ukraine		ENPI East		Total ENPI	
	%	Rank	%	Rank	%	Rank
positive attitude						
Role						
1 The EU has the appropriate level of involvement in the country	52%	7	57%	8	63%	8
2 The EU helps the promotion of democracy in its countries of cooperation activity	85%	4	76%	4	69%	6
3 The EU can help bring peace and stability to the country	72%	5	73%	5	68%	7
4 The EU can help bring peace and stability in the region surrounding the country	62%	6	68%	6	72%	5
5 The national Government is facilitating the action of the EU in the country	51%	8	66%	7	73%	4
6 By helping the country the EU is ensuring its own prosperity	18%	12	21%	12	22%	12
7 The EU does not bring any benefits to the country	89%	3	91%	1	89%	2
Information and communication						
8 There is enough available information on the EU in the country	41%	9	49%	9	48%	9
9 The communication of the EU in the country is easy to understand	38%	10	47%	10	46%	10
10 The EU communication is not adapted to the reality of the country	34%	11	36%	11	39%	11

Partner and neighbour						
11 The EU is an important partner of the country	96%	1	89%	2	90%	1
12 You feel that the EU and the country are good neighbours	91%	2	87%	3	87%	3

*Details***Q14.1 The European Union has the appropriate level of involvement in Ukraine**

	Ukraine		ENPI East		Total ENPI	
	Count	Col %	Count	Col%	Count	Col%
1 Totally agree	7	6%	65	10%	227	16%
2 Tend to agree	50	45%	293	46%	662	47%
3 Tend to disagree	47	43%	205	32%	378	27%
4 Totally disagree	5	5%	50	8%	91	6%
5 DK	1	1%	20	3%	48	3%

Q14.2 The European Union helps the promotion of democracy in its countries of cooperation activity

	Ukraine		ENPI East		Total ENPI	
	Count	Col %	Count	Col%	Count	Col%
1 Totally agree	23	21%	200	32%	379	27%
2 Tend to agree	70	64%	279	44%	587	42%
3 Tend to disagree	10	9%	79	12%	228	16%
4 Totally disagree	3	3%	23	4%	118	8%
5 DK	4	4%	52	8%	94	7%

Q14.3 The European Union can help bring peace and stability to Ukraine

	Ukraine		ENPI East		Total ENPI	
	Count	Col %	Count	Col%	Count	Col%
1 Totally agree	20	18%	196	31%	357	25%
2 Tend to agree	59	54%	263	42%	600	43%
3 Tend to disagree	23	21%	100	16%	255	18%
4 Totally disagree	7	6%	28	4%	110	8%
5 DK	1	1%	46	7%	84	6%

Q14.4 The European Union can help bring peace and stability in the region surrounding Ukraine

	Ukraine		ENPI East		Total ENPI	
	Count	Col %	Count	Col%	Count	Col%
1 Totally agree	21	19%	161	25%	367	26%
2 Tend to agree	47	43%	268	42%	643	46%
3 Tend to disagree	33	30%	126	20%	236	17%
4 Totally disagree	6	5%	31	5%	75	5%
5 DK	3	3%	47	7%	85	6%

Q14.5 The Ukrainian Government is facilitating the action of the European Union in Ukraine

	Ukraine		ENPI East		Total ENPI	
	Count	Col %	Count	Col%	Count	Col%
1 Totally agree	11	10%	174	27%	492	35%
2 Tend to agree	45	41%	243	38%	529	38%
3 Tend to disagree	39	35%	122	19%	190	14%
4 Totally disagree	9	8%	55	9%	76	5%
5 DK	6	5%	39	6%	119	8%

Q14.6 By helping Ukraine the European Union is ensuring its own prosperity

	Ukraine		ENPI East		Total ENPI	
	Count	Col %	Count	Col%	Count	Col%
1 Totally agree	37	34%	238	38%	459	33%
2 Tend to agree	51	46%	241	38%	567	40%
3 Tend to disagree	15	14%	98	15%	238	17%
4 Totally disagree	5	5%	38	6%	76	5%
5 DK	2	2%	18	3%	66	5%

Q14.7 The European Union does not bring any benefits to Ukraine

	Ukraine		ENPI East		Total ENPI	
	Count	Col %	Count	Col%	Count	Col%
1 Totally agree	1	1%	12	2%	26	2%
2 Tend to agree	9	8%	34	5%	74	5%
3 Tend to disagree	44	40%	177	28%	454	32%
4 Totally disagree	54	49%	398	63%	804	57%
5 DK	2	2%	12	2%	48	3%

Q14.8 There is enough available information on the European Union in Ukraine

	Ukraine		ENPI East		Total ENPI	
	Count	Col %	Count	Col%	Count	Col%
1 Totally agree	8	7%	85	13%	157	11%
2 Tend to agree	37	34%	226	36%	514	37%
3 Tend to disagree	44	40%	226	36%	484	34%
4 Totally disagree	20	18%	78	12%	188	13%
5 DK	1	1%	18	3%	63	4%

Q14.9 The communication of the EU in Ukraine is easy to understand

	Ukraine		ENPI East		Total ENPI	
	Count	Col %	Count	Col%	Count	Col%
1 Totally agree	8	7%	58	9%	149	11%
2 Tend to agree	34	31%	241	38%	499	35%
3 Tend to disagree	55	50%	246	39%	486	35%
4 Totally disagree	9	8%	53	8%	158	11%
5 DK	4	4%	35	6%	114	8%

Q14.10 The EU communication is not adapted to the reality of Ukraine

	Ukraine		ENPI East		Total ENPI	
	Count	Col %	Count	Col%	Count	Col%
1 Totally agree	19	17%	81	13%	187	13%
2 Tend to agree	49	45%	267	42%	516	37%
3 Tend to disagree	28	25%	172	27%	397	28%
4 Totally disagree	9	8%	57	9%	146	10%
5 DK	5	5%	56	9%	160	11%

Q14.11 The EU is an important partner of Ukraine

	Ukraine		ENPI East		Total ENPI	
	Count	Col %	Count	Col%	Count	Col%
1 Totally agree	63	57%	399	63%	828	59%
2 Tend to agree	43	39%	166	26%	442	31%
3 Tend to disagree	2	2%	47	7%	89	6%
4 Totally disagree	1	1%	13	2%	21	1%
5 DK	1	1%	8	1%	26	2%

Q14.12 You feel that the EU and Ukraine are good neighbours

	Ukraine		ENPI East		Total ENPI	
	Count	Col %	Count	Col%	Count	Col%
1 Totally agree	31	28%	252	40%	599	43%
2 Tend to agree	69	63%	296	47%	620	44%
3 Tend to disagree	8	7%	56	9%	106	8%
4 Totally disagree	0		12	2%	27	2%
5 DK	2	2%	17	3%	54	4%

Q15. In your opinion, does the European Union tend to play a positive role, ...,regarding ...

	Ukraine		ENPI East		Total ENPI	
	%	Rank (top=1)	%	Rank (top=1)	%	Rank (top=1)
1 peace in the country?	51%	4	69%	2	52%	5
2 growth of the national economy?	54%	3	71%	1	71%	1
3 fight against poverty in the country?	42%	6	61%	4	55%	4
4 tackling climate change in the country?	34%	7	38%	7	38%	7
5 healthcare in the country?	47%	5	52%	6	50%	6
6 education in the country?	69%	1	64%	3	62%	2
7 promoting the role of the women in the country?	55%	2	57%	5	60%	3

Q15.1 In your opinion, does the European Union tend to play a positive role, a negative role or neither a positive nor a negative role regarding peace in Ukraine?

	Ukraine		ENPI East		Total ENPI	
	Count	Col %	Count	Col%	Count	Col%
1 POSITIVE	56	51%	436	69%	737	52%
2 NEITHER POSITIVE NOR NEGATIVE	48	44%	160	25%	506	36%
3 NEGATIVE	1	1%	12	2%	92	7%
4 DK	5	5%	25	4%	71	5%

Q15.2 In your opinion, does the European Union tend to play a positive role, a negative role or neither a positive nor a negative role regarding growth of the Ukrainian economy?

	Ukraine		ENPI East		Total ENPI	
	Count	Col %	Count	Col%	Count	Col%
1 POSITIVE	59	54%	451	71%	994	71%
2 NEITHER POSITIVE NOR NEGATIVE	38	35%	137	22%	313	22%
3 NEGATIVE	6	5%	19	3%	55	4%
4 DK	7	6%	26	4%	44	3%

Q15.3 In your opinion, does the European Union tend to play a positive role, a negative role or neither a positive nor a negative role regarding fight against poverty in Ukraine?

	Ukraine		ENPI East		Total ENPI	
	Count	Col %	Count	Col%	Count	Col%
1 POSITIVE	46	42%	388	61%	768	55%
2 NEITHER POSITIVE NOR NEGATIVE	47	43%	184	29%	452	32%
3 NEGATIVE	9	8%	18	3%	81	6%
4 DK	8	7%	43	7%	105	7%

Q15.4 In your opinion, does the European Union tend to play a positive role, a negative role or neither a positive nor a negative role regarding tackling climate change in Ukraine?

	Ukraine		ENPI East		Total ENPI	
	Count	Col %	Count	Col%	Count	Col%
1 POSITIVE	37	34%	240	38%	540	38%
2 NEITHER POSITIVE NOR NEGATIVE	46	42%	244	39%	514	37%
3 NEGATIVE	4	4%	14	2%	77	5%
4 DK	23	21%	135	21%	275	20%

Q15.5 In your opinion, does the European Union tend to play a positive role, a negative role or neither a positive nor a negative role regarding healthcare in Ukraine?

	Ukraine		ENPI East		Total ENPI	
	Count	Col %	Count	Col%	Count	Col%
1 POSITIVE	52	47%	329	52%	706	50%
2 NEITHER POSITIVE NOR NEGATIVE	34	31%	199	31%	444	32%
3 NEGATIVE	6	5%	16	3%	58	4%
4 DK	18	16%	89	14%	198	14%

Q15.6 In your opinion, does the European Union tend to play a positive role, a negative role or neither a positive nor a negative role regarding education in Ukraine?

	Ukraine		ENPI East		Total ENPI	
	Count	Col %	Count	Col%	Count	Col%
1 POSITIVE	76	69%	404	64%	874	62%
2 NEITHER POSITIVE NOR NEGATIVE	13	12%	143	23%	346	25%
3 NEGATIVE	11	10%	28	4%	70	5%
4 DK	10	9%	58	9%	116	8%

Q15.7 In your opinion, does the European Union tend to play a positive role, a negative role or neither a positive nor a negative role regarding promoting the role of the women in Ukraine?

	Ukraine		ENPI East		Total ENPI	
	Count	Col %	Count	Col%	Count	Col%
1 POSITIVE	60	55%	361	57%	840	60%
2 NEITHER POSITIVE NOR NEGATIVE	34	31%	183	29%	368	26%
3 NEGATIVE	3	3%	12	2%	52	4%
4 DK	13	12%	77	12%	146	10%

Q16. For each of the following, can you please tell me whether or not the European Union has a specific policy/action currently with Ukraine?

% of answers yes	Ukraine		ENPI East		Total ENPI	
	%	Rank (top=1)	%	Rank (top=1)	%	Rank (top=1)
1 economic development	79%	7	70%	4	76%	3
2 environment and climate change	62%	12	45%	13	48%	12
3 Energy security	82%	4	59%	8	50%	11
4 transport	64%	11	47%	12	39%	14
5 education	81%	5	62%	6	67%	4
6 culture	57%	13	50%	11	64%	6
7 democracy	92%	1	71%	2	64%	7
8 regional cooperation	81%	5	78%	1	77%	2
9 security and defence	45%	14	45%	14	44%	13
10 freedom of expression of the media	86%	2	60%	7	55%	9
11 Migration	75%	9	55%	9	52%	10
12 external policy and foreign affairs	77%	8	69%	5	67%	5
13 Trade	85%	3	71%	3	80%	1
14 equality between man and woman	66%	10	52%	10	59%	8

Q16.1 Can you please tell me whether or not the European Union has a specific policy/action currently with Ukraine economic development?

	Ukraine		ENPI East		Total ENPI	
	Count	Col %	Count	Col%	Count	Col%
1 Yes	87	79%	444	70%	1.067	76%
2 No	15	14%	100	16%	174	12%
3 DK	8	7%	89	14%	165	12%

Q16.2 Can you please tell me whether or not the European Union has a specific policy/action currently with Ukraine environment and climate change?

	Ukraine		ENPI East		Total ENPI	
	Count	Col %	Count	Col%	Count	Col%
1 Yes	68	62%	287	45%	680	48%
2 No	22	20%	147	23%	308	22%
3 DK	20	18%	199	31%	418	30%

Q16.3 Can you please tell me whether or not the European Union has a specific policy/action currently with Ukraine Energy security?

	Ukraine		ENPI East		Total ENPI	
	Count	Col %	Count	Col%	Count	Col%
1 Yes	90	82%	371	59%	702	50%
2 No	13	12%	107	17%	308	22%
3 DK	7	6%	155	24%	396	28%

Q16.4 Can you please tell me whether or not the European Union has a specific policy/action currently with Ukraine transport?

	Ukraine		ENPI East		Total ENPI	
	Count	Col %	Count	Col%	Count	Col%
1 Yes	70	64%	296	47%	553	39%
2 No	22	20%	156	25%	422	30%
3 DK	18	16%	181	29%	431	31%

Q16.5 Can you please tell me whether or not the European Union has a specific policy/action currently with Ukraine education?

	Ukraine		ENPI East		Total ENPI	
	Count	Col %	Count	Col%	Count	Col%
1 Yes	89	81%	391	62%	949	67%
2 No	9	8%	119	19%	243	17%
3 DK	12	11%	123	19%	214	15%

Q16.6 Can you please tell me whether or not the European Union has a specific policy/action currently with Ukraine culture?

	Ukraine		ENPI East		Total ENPI	
	Count	Col %	Count	Col%	Count	Col%
1 Yes	63	57%	316	50%	905	64%
2 No	30	27%	163	26%	261	19%
3 DK	17	15%	154	24%	240	17%

Q16.7 Can you please tell me whether or not the European Union has a specific policy/action currently with Ukraine democracy?

	Ukraine		ENPI East		Total ENPI	
	Count	Col %	Count	Col%	Count	Col%
1 Yes	101	92%	452	71%	896	64%
2 No	6	5%	80	13%	299	21%
3 DK	3	3%	101	16%	211	15%

Q16.8 Can you please tell me whether or not the European Union has a specific policy/action currently with Ukraine regional cooperation?

	Ukraine		ENPI East		Total ENPI	
	Count	Col %	Count	Col%	Count	Col%
1 Yes	89	81%	491	78%	1.081	77%
2 No	10	9%	49	8%	160	11%
3 DK	11	10%	93	15%	165	12%

Q16.9 Can you please tell me whether or not the European Union has a specific policy/action currently with Ukraine security and defence?

	Ukraine		ENPI East		Total ENPI	
	Count	Col %	Count	Col%	Count	Col%
1 Yes	50	45%	284	45%	614	44%
2 No	36	33%	183	29%	444	32%
3 DK	24	22%	166	26%	348	25%

Q16.10 Can you please tell me whether or not the European Union has a specific policy/action currently with Ukraine freedom of expression of the media?

	Ukraine		ENPI East		Total ENPI	
	Count	Col %	Count	Col%	Count	Col%
1 Yes	95	86%	382	60%	768	55%
2 No	9	8%	125	20%	360	26%
3 DK	6	5%	126	20%	278	20%

Q16.11 Can you please tell me whether or not the European Union has a specific policy/action currently with Ukraine Migration?

	Ukraine		ENPI East		Total ENPI	
	Count	Col %	Count	Col%	Count	Col%
1 Yes	83	75%	345	55%	730	52%
2 No	17	15%	134	21%	324	23%
3 DK	10	9%	154	24%	352	25%

Q16.12 Can you please tell me whether or not the European Union has a specific policy/action currently with Ukraine external policy and foreign affairs?

	Ukraine		ENPI East		Total ENPI	
	Count	Col %	Count	Col%	Count	Col%
1 Yes	85	77%	434	69%	937	67%
2 No	14	13%	90	14%	244	17%
3 DK	11	10%	109	17%	225	16%

Q16.13 Can you please tell me whether or not the European Union has a specific policy/action currently with Ukraine Trade?

	Ukraine		ENPI East		Total ENPI	
	Count	Col %	Count	Col%	Count	Col%
1 Yes	94	85%	450	71%	1.125	80%
2 No	7	6%	87	14%	129	9%
3 DK	9	8%	96	15%	152	11%

Q16.14 Can you please tell me whether or not the European Union has a specific policy/action currently with Ukraine equality between man and woman?

	Ukraine		ENPI East		Total ENPI	
	Count	Col %	Count	Col%	Count	Col%
1 Yes	73	66%	331	52%	827	59%
2 No	17	15%	124	20%	269	19%
3 DK	20	18%	178	28%	310	22%

Q17. And for each of the following can you please tell me whether or not the European Union should have a greater role to play in the specific policy/action currently with Ukraine?

Q17	Ukraine		ENPI East		Total ENPI	
	%	Rank (top=1)	%	Rank (top=1)	%	Rank (top=1)
1 economic development	96%	1	92%	1	17%	7
2 environment and climate change	88%	3	83%	4	39%	1
3 Energy security	90%	2	83%	6	34%	3
4 transport	85%	6	79%	10	34%	2
5 education	80%	9	81%	8	14%	8
6 culture	68%	13	69%	13	7%	12
7 democracy	76%	10	83%	5	11%	9
8 regional cooperation	88%	3	91%	2	10%	10
9 security and defence	74%	12	73%	12	18%	6
10 freedom of expression of the media	75%	11	79%	11	19%	5
11 Migration	81%	8	80%	9	22%	4
12 external policy and foreign affairs	82%	7	81%	7	4%	14
13 Trade	88%	3	89%	3	10%	11
14 equality between man and woman	55%	14	65%	14	7%	13

Details

Q17.1 Can you please tell me whether or not the European Union should have a greater role to play in the specific policy/action currently with Ukraine economic development?

	Ukraine		ENPI East		Total ENPI	
	Count	Col %	Count	Col%	Count	Col%
1 Yes	106	96%	583	92%	1.305	93%
2 No	3	3%	34	5%	70	5%
3 DK	1	1%	16	3%	31	2%

Q17.2 Can you please tell me whether or not the European Union should have a greater role to play in the specific policy/action currently with Ukraine environment and climate change?

	Ukraine		ENPI East		Total ENPI	
	Count	Col %	Count	Col%	Count	Col%
1 Yes	97	88%	527	83%	1.224	87%
2 No	7	6%	70	11%	114	8%
3 DK	6	5%	36	6%	68	5%

Q17.3 Can you please tell me whether or not the European Union should have a greater role to play in the specific policy/action currently with Ukraine energy security?

	Ukraine		ENPI East		Total ENPI	
	Count	Col %	Count	Col%	Count	Col%
1 Yes	99	90%	523	83%	1.181	84%
2 No	8	7%	79	12%	149	11%
3 DK	3	3%	31	5%	76	5%

Q17.4 Can you please tell me whether or not the European Union should have a greater role to play in the specific policy/action currently with Ukraine transport?

	Ukraine		ENPI East		Total ENPI	
	Count	Col %	Count	Col%	Count	Col%
1 Yes	94	85%	502	79%	1.034	74%
2 No	8	7%	96	15%	273	19%
3 DK	8	7%	35	6%	99	7%

Q17.5 Can you please tell me whether or not the European Union should have a greater role to play in the specific policy/action currently with Ukraine education?

	Ukraine		ENPI East		Total ENPI	
	Count	Col %	Count	Col%	Count	Col%
1 Yes	88	80%	511	81%	1.147	82%
2 No	17	15%	99	16%	212	15%
3 DK	5	5%	23	4%	47	3%

Q17.6 Can you please tell me whether or not the European Union should have a greater role to play in the specific policy/action currently with Ukraine culture?

	Ukraine		ENPI East		Total ENPI	
	Count	Col %	Count	Col%	Count	Col%
1 Yes	75	68%	438	69%	1.010	72%
2 No	26	24%	156	25%	328	23%
3 DK	9	8%	39	6%	68	5%

Q17.7 Can you please tell me whether or not the European Union should have a greater role to play in the specific policy/action currently with Ukraine democracy?

	Ukraine		ENPI East		Total ENPI	
	Count	Col %	Count	Col%	Count	Col%
1 Yes	84	76%	525	83%	1.050	75%
2 No	20	18%	80	13%	294	21%
3 DK	6	5%	28	4%	62	4%

Q17.8 Can you please tell me whether or not the European Union should have a greater role to play in the specific policy/action currently with Ukraine regional cooperation?

	Ukraine		ENPI East		Total ENPI	
	Count	Col %	Count	Col%	Count	Col%
1 Yes	97	88%	578	91%	1.222	87%
2 No	9	8%	34	5%	141	10%
3 DK	4	4%	21	3%	43	3%

Q17.9 Can you please tell me whether or not the European Union should have a greater role to play in the specific policy/action currently with Ukraine security and defence?

	Ukraine		ENPI East		Total ENPI	
	Count	Col %	Count	Col%	Count	Col%
1 Yes	81	74%	464	73%	870	62%
2 No	22	20%	122	19%	433	31%
3 DK	7	6%	47	7%	103	7%

Q17.10 Can you please tell me whether or not the European Union should have a greater role to play in the specific policy/action currently with Ukraine freedom of expression of the media?

	Ukraine		ENPI East		Total ENPI	
	Count	Col %	Count	Col%	Count	Col%
1 Yes	82	75%	499	79%	1.034	74%
2 No	23	21%	95	15%	289	21%
3 DK	5	5%	39	6%	83	6%

Q17.11 Can you please tell me whether or not the European Union should have a greater role to play in the specific policy/action currently with Ukraine migration ?

	Ukraine		ENPI East		Total ENPI	
	Count	Col %	Count	Col%	Count	Col%
1 Yes	89	81%	506	80%	1.041	74%
2 No	16	15%	89	14%	265	19%
3 DK	5	5%	38	6%	100	7%

Q17.12 Can you please tell me whether or not the European Union should have a greater role to play in the specific policy/action currently with Ukraine external policy and foreign affairs?

	Ukraine		ENPI East		Total ENPI	
	Count	Col %	Count	Col%	Count	Col%
1 Yes	90	82%	514	81%	994	71%
2 No	18	16%	89	14%	340	24%
3 DK	2	2%	30	5%	72	5%

Q17.13 Can you please tell me whether or not the European Union should have a greater role to play in the specific policy/action currently with Ukraine trade?

	Ukraine		ENPI East		Total ENPI	
	Count	Col %	Count	Col%	Count	Col%
1 Yes	97	88%	565	89%	1.261	90%
2 No	7	6%	46	7%	107	8%
3 DK	6	5%	22	3%	38	3%

Q17.14 Can you please tell me whether or not the European Union should have a greater role to play in the specific policy/action currently with Ukraine equality between man and woman?

	Ukraine		ENPI East		Total ENPI	
	Count	Col %	Count	Col%	Count	Col%
1 Yes	61	55%	409	65%	920	65%
2 No	35	32%	163	26%	387	28%
3 DK	14	13%	61	10%	99	7%

Q18 Taking everything into account, would you say that Ukraine has benefited or not from the current European Union policies towards Ukraine?

	Ukraine		ENPI East		Total ENPI	
	Count	Col %	Count	Col%	Count	Col%
1 Has benefited	93	85%	508	80%	1.145	81%
2 Has not benefited	13	12%	74	12%	154	11%
3 DK	4	4%	51	8%	107	8%

Q19 In your opinion, which of the following actors are capable of most effectively helping economic development in Ukraine?

	Ukraine		ENPI East		Total ENPI	
	Cases	Col Response %	Cases	Col Response %	Cases	Col Response %
1 The Ukrainian Government	38	35%	417	66%	1.034	74%
2 The European Union	47	43%	332	52%	843	60%
3 The United States	17	15%	179	28%	437	31%
4 The EIB (European Investment Bank) or EBRD (European Bank for Reconstruction and Development)	48	44%	180	28%	325	23%
5 The World Bank or The International Monetary Fund (IMF)	75	68%	259	41%	499	35%
6 The Arab League	0				57	4%
7 NATO	3	3%	36	6%	44	3%
8 A G8 or G20 country (the 8 or 20 largest economies in the world by GDP)	5	5%	90	14%	187	13%
9 The UN or one of its agency, department or mission (e.g. UNWRA in Middle East, UNOMIG in Geogia, Blue beret...)	10	9%	40	6%	134	10%
10 Other	6	5%	35	6%	49	3%
11 None	6	5%	12	2%	13	1%
12 DK	2	2%	10	2%	14	1%

Q20 In your opinion, which of the following actors are capable of most effectively helping Security and Stability in Ukraine?

	Ukraine		ENPI East		Total ENPI	
	Cases	Col Response %	Cases	Col Response %	Cases	Col Response %
1 The Ukrainian Government	52	47%	399	63%	1.051	75%
2 The European Union	62	56%	392	62%	642	46%
3 The United States	30	27%	234	37%	502	36%
4 The EIB (European Investment Bank) or EBRD (European Bank for Reconstruction and Development)	10	9%	22	3%	30	2%
5 The World Bank or The International Monetary Fund (IMF)	10	9%	27	4%	51	4%
6 The Arab League	0				62	4%
7 NATO	53	48%	248	39%	325	23%
8 A G8 or G20 country (the 8 or 20 largest economies in the world by GDP)	13	12%	124	20%	164	12%
9 The UN or one of its agency, department or mission (e.g. UNWRA in Middle East, UNOMIG in Geogia, Blue beret...)	18	16%	120	19%	262	19%
10 Other	3	3%	55	9%	71	5%
11 None	5	5%	8	1%	23	2%
12 DK	1	1%	8	1%	31	2%

Q21 Now thinking about the European Union's development aid globally, which two of the following fields should be the most important priorities for European Union development aid?

	Ukraine		ENPI East		Total ENPI	
	Cases	Col Response %	Cases	Col Response %	Cases	Col Response %
1 Poverty reduction in developing countries	24	22%	168	27%	503	36%
2 Promoting economic growth in developing countries	63	57%	363	57%	801	57%
3 Building infrastructures (roads, schools, hospitals, etc.) in developing countries	36	33%	205	32%	477	34%
4 Managing migration and immigration, for example to stop the "brain drain" from developing countries	10	9%	56	9%	102	7%
5 Tackling environmental problems in developing countries	17	15%	68	11%	148	11%
6 Helping developing countries to develop their trade in goods and services	16	15%	114	18%	195	14%
7 Promoting democracy and political reforms	42	38%	252	40%	479	34%
8 OTHER	8	7%	24	4%	40	3%
9 DK	1	1%	3	0%	6	0%

D1 Gender of respondents

	Ukraine		ENPI East		Total ENPI	
	Count	Col %	Count	Col%	Count	Col%
1 Male	79	72%	427	67%	1,045	74%
2 Female	31	28%	206	33%	361	26%

D2 Age of respondent

	Ukraine		ENPI East		Total ENPI	
	Count	Col %	Count	Col%	Count	Col%
1 <25 years	8	7%	28	4%	33	2%
2 26-35	31	28%	210	33%	316	22%
3 36-45	22	20%	178	28%	416	30%
4 46-65	44	40%	205	32%	564	40%
5 >66	4	4%	11	2%	58	4%
9 Refused to answer	1	1%	1	0%	19	1%

D3 In which European Union country or countries, if any, have you studied, worked or travelled to for professional reasons?

	Ukraine		ENPI East		Total ENPI	
	Cases	Col Response %	Cases	Col Response %	Cases	Col Response %
1 Austria	28	25%	198	31%	443	32%
2 Belgium	35	32%	197	31%	385	27%
3 Bulgaria	19	17%	144	23%	270	19%
4 Cyprus (Republic of)	6	5%	50	8%	162	12%
5 Czech Republic	38	35%	199	31%	380	27%
6 Denmark	13	12%	75	12%	361	26%
7 Estonia	21	19%	100	16%	132	9%
8 Finland	10	9%	85	13%	229	16%
9 France	44	40%	287	45%	594	42%
10 Germany	61	55%	318	50%	605	43%
11 Greece	14	13%	128	20%	288	20%
12 Hungary	40	36%	149	24%	302	21%
13 Ireland	5	5%	37	6%	102	7%
14 Italy	25	23%	182	29%	423	30%
15 Latvia	28	25%	138	22%	160	11%
16 Lithuania	33	30%	136	21%	149	11%
17 Luxembourg	12	11%	67	11%	126	9%
18 Malta	2	2%	23	4%	48	3%
19 Netherlands	25	23%	165	26%	316	22%
20 Poland	71	65%	223	35%	265	19%
21 Portugal	12	11%	53	8%	98	7%
22 Romania	28	25%	180	28%	234	17%
23 Slovakia	30	27%	79	12%	117	8%
24 Slovenia	13	12%	68	11%	94	7%
25 Spain	19	17%	125	20%	291	21%
26 Sweden	13	12%	101	16%	186	13%
27 United Kingdom (Great Britain, Northern Ireland)	32	29%	212	33%	440	31%
28 Other	3	3%	27	4%	74	5%
29 None	18	16%	85	13%	186	13%
30 DK/cannot remember	1	1%	6	1%	29	2%

D4 If you have children/Grand-children, which country or countries would you possibly see him/her/them choose to study or work?

	Ukraine		ENPI East		Total ENPI	
	Cases	Col Response %	Cases	Col Response %	Cases	Col Response %
1 Austria	9	8%	53	8%	88	6%
2 Belgium	4	4%	16	3%	27	2%
3 Bulgaria	2	2%	4	1%	30	2%
4 Cyprus (Republic of)	3	3%	5	1%	6	0%
5 Czech Republic	7	6%	27	4%	49	3%
6 Denmark	4	4%	22	3%	166	12%
7 Estonia	1	1%	6	1%	10	1%
8 Finland	5	5%	19	3%	37	3%
9 France	16	15%	128	20%	285	20%
10 Germany	13	12%	172	27%	289	21%
11 Greece	5	5%	12	2%	18	1%
12 Hungary	1	1%	5	1%	64	5%
13 Ireland	2	2%	7	1%	15	1%
14 Italy	3	3%	34	5%	75	5%
15 Latvia	1	1%	6	1%	13	1%
16 Lithuania	1	1%	6	1%	7	0%
17 Luxembourg	3	3%	16	3%	20	1%
18 Malta	1	1%	1	0%	3	0%
19 Netherlands	4	4%	44	7%	66	5%
20 Poland	4	4%	10	2%	15	1%
21 Portugal	1	1%	4	1%	8	1%
22 Romania	1	1%	32	5%	34	2%
23 Slovakia	2	2%	3	0%	4	0%
24 Slovenia	2	2%	6	1%	8	1%
25 Spain	4	4%	22	3%	54	4%
26 Sweden	17	15%	66	10%	89	6%
27 United Kingdom (Great Britain, Northern Ireland)	28	25%	279	44%	483	34%
28 USA	7	6%	100	16%	293	21%
29 Other	41	37%	114	18%	200	14%
30 None	4	4%	15	2%	55	4%
31 DK	2	2%	25	4%	80	6%
32 Not applicable/ have no children/grandchildren	20	18%	87	14%	136	10%

D5 As part of this project we may need to contact you later this year for a follow-up interview to discuss your feedback in more detail. Would you agree to be contacted again for such a discussion?

	Ukraine		ENPI East		Total ENPI	
	Count	Col %	Count	Col%	Count	Col%
1 Yes	95	86%	569	90%	1.089	77%
2 No	15	14%	64	10%	317	23%

Annex 3. GLOSSARY OF TERMS

Average: Whenever the report refers to averages, it means an arithmetical average. There is no weighting by size of population.

Representativity: means that the results obtained can be extrapolated to the entire population.

Significative difference: means that there are evidences of difference but that it can or cannot be statistically different. It corresponds to an intuitive visual analysis of the numbers, but it is not crossed-checked by the statistical test, because of too low sample size for testing.

Statistically significative :means that the results obtained can be extrapolated to the entire population within a confidence interval an a probability of 5%

Random sample: means that the respondents have been chosen randomly (according to a programme that chooses number randomly for instance), from a total representative population. In the case of the baselines study, as explained in the methodology part of this report, the respondents have not been chosen randomly.

% of error: interval of confidence within which the numbers can be said to be representative of the entire population.