

THE EU AND THE WORLD
FACTS AND FIGURES

Copyright notice

© European Union, 2012

Reproduction is authorised, provided the source is acknowledged, save where otherwise stated.

Information about the European Union is available on the Internet. It can be accessed through the Europa server (www.europa.eu) and the website of the Delegation of the European Union to India (http://eeas.europa.eu/delegations/india/index_en.htm).



THE EUROPEAN UNION

FACTS AND FIGURES

Half a Billion Europeans

The Second Largest Democracy

The World's Largest Economy

Home To World Class Companies

Excellence in Research

Science, Technology and Innovation

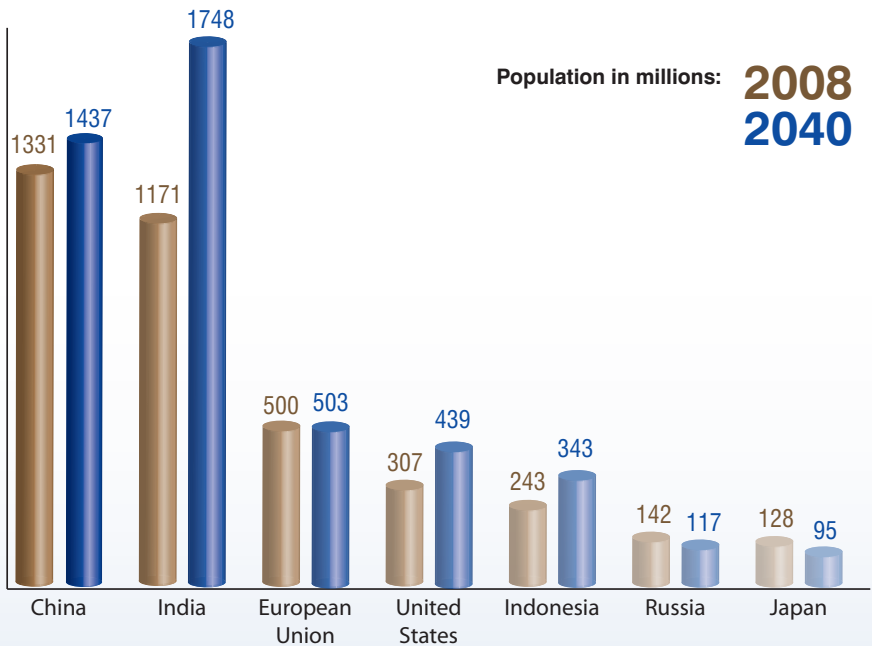
State-of-the-art Infrastructure

Half a Billion Europeans

With 500 million citizens the European Union has the third largest population worldwide after China and India.

The coming decades will see dramatic changes in the size and distribution

of world population. While India and China will continue to grow, more people will live in India than in China in the year 2040. Several other countries in Asia and Africa will witness a population boom.



Current and Future Population of Selected Countries (millions)

Did you know ?

The population of the European Union will remain more or less constant. By contrast, many industrialised countries will depopulate as birth rates continue to fall. The EU population is expected to remain in third place in 2040 as well, even without taking into account its possible enlargement to include new countries.

The Second Largest Democracy

United in Diversity

Cultural diversity is an important strength of Europe. With 23 different official languages, multilingualism lies at the heart of the EU, and has always been considered an asset. While

committed to political and economic integration the EU actively promotes the development of local and regional cultures. The 27 individual Member States of the European Union also have strong democratic institutions and traditions.



Did you know ?

Every 5 years EU citizens can cast their votes to elect the Members of the European Parliament by direct universal suffrage. The European Parliament is a co-legislator in EU policy-making and exercises democratic control over all European institutions, including by validating the appointment of the European Commission. At the last elections in June 2009, 388 million citizens were eligible to vote in 736 constituencies, making the European Union the second largest democracy in the world after India.

The World's Largest Economy

One Single Market

The single market is one of the EU's greatest achievements. Over time, restrictions between EU Member States on trade and competition have been eliminated, leading to improved standards of living. Today businesses and consumers can produce, sell or buy without being hindered by

national barriers and unnecessary administrative procedures. Regulatory environments are increasingly integrated. A majority of EU countries and citizens also enjoy the advantage of a single currency and the absence of border controls within the Schengen area. Sixteen countries have already adopted the euro and Estonia will be the 17th to do so on 1st January, 2011.

2008 GDP in purchasing power
parity: US \$ billion
Source: World Bank



Did you know ?

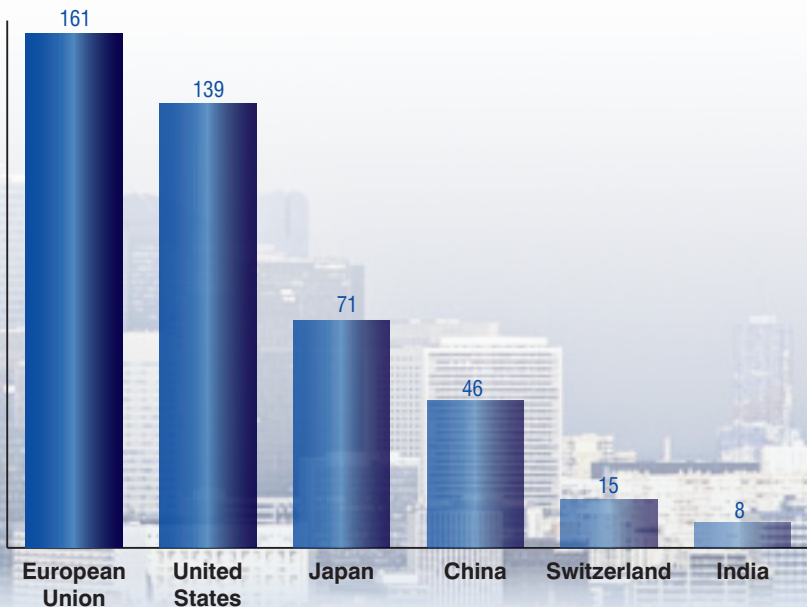
The European Union is the world's biggest economic power and the largest market. Its Gross Domestic Product exceeds \$ 15 trillion in purchasing power parity – larger than America's; and nearly equal to China's, Japan's and India's combined. The contribution of the single market programme to the EU economy has been € 500 per head (or 2.1% of GDP) in the period 1992–2006. It is also estimated to have led to the creation of 2.75 million new jobs.

Home To World Class Companies

European companies are world leaders in sectors ranging from processed agricultural products to nuclear power, transport equipment, water management, engineering and construction.

- Airbus has been leading the market for large civil aircraft for the past 7 years. Its parent company, EADS, is the largest aerospace and defence equipment company in the world.

- Nokia is the largest network and communications equipment maker.
- Volkswagen could soon catch up with Toyota as the world's largest car manufacturer.
- Inditex dresses men and women in Zara outfits in 76 countries.
- Anheuser-Busch InBev is the world's largest brewer, while Diageo and Pernod Ricard are the leading producers of wines and spirits.



Headquarters for Fortune 500 Companies in 2010

Did you know ?

Europe is home to the largest number of multinational firms in the world. In the 2010 ranking, 161 of the Global Fortune 500 companies are based in the European Union, compared with 139 in the United States, 46 in China and 8 in India. Moreover, the number of EU companies in the list has remained stable during the last five years.

Excellence in Research

The EU represents more than a quarter of world R&D spending. It is investing in research in a wide range of areas, from medical research on cancer, cardiovascular and neurological diseases to fuel cells, and from biotechnology research for a 'greener' chemical industry to nanotechnologies. EU businesses, governments and

universities account for \$ 270 billion out of an annual world total of \$ 1 trillion in scientific research and development spending.

Research has always been a strong asset of the European Union. In fact, the EU has produced by far the largest number of Nobel laureates.

European Union

441



United States

320



Canada

18



Switzerland

25



Russia

22



Number of Nobel Laureates

Did you know ?

The EU has the largest research effort in its tertiary education sector. Universities and laboratories in the European Union have the highest number of doctoral students and award more Ph.Ds than anyone else.

Number of Ph.D students in 2007

European Union	525,800
United States	396,200
Japan	75,500

Source: Eurostat 2010

Science, Technology and Innovation

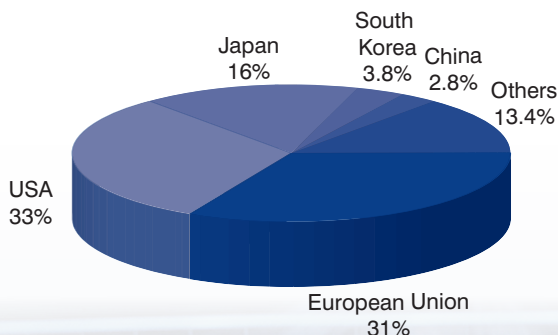
Investment in research makes Europe one of the most dynamic sources of innovation. In 2008, the EU accounted for 24% of world R&D expenditure. In 2009, it produced 29% of the scientific publications in the world compared to 22% from the United States, and 17% from China.

In 2006, the most recent year for which data is available, 32.6% of European

enterprises brought new innovations to the market - the figure being nearly 48% for companies with 250 or more employees.

The EU's Seventh Framework Programme for Research is the largest in the world, with a budget of € 50.5 billion – excluding the atomic energy budget for Euratom - over the period 2007–2010.

Almost a third of the world's patent applications are filed in the EU



Filing of Patent Applications

Did you know ?

Many foreign companies choose Europe as a base for their research and development activities. While US companies operate all around the world, they locate in Europe almost two-thirds of the research activities they undertake outside of the United States, and this share is actually increasing.

R&D expenditure of US companies abroad

European Union	62.5%
Canada	10%
Japan	6.6%
China	3.3%

Source: Eurostat 2010

State-of-the-art Infrastructure

The EU enjoys a dense network of infrastructure to connect businesses and people both inside the EU and with the rest of the world.

- It has **65,000 km** of motorways and some of the busiest international airports in the world.
- 30 European airports carry more than **10 million** passengers annually.
- The EU is the birth place of high-speed rail. It now enjoys the largest network of high-speed railway tracks, **6,200 km** and the highest number of high-speed trains (**1,050** out of 1,737 in the world). From South Korea to Texas, EU high speed trains have become a big export success.



The digital agenda

EU countries are among the most digitally advanced according to The Economist's ranking of e-readiness. Overall, **10 of the top 20** countries are European Union Member States - and the top three positions are occupied by Denmark, Sweden and the Netherlands.

Did you know?

Millions of individuals and businesses throughout the world use Skype to make free video and voice calls and send instant messages. By itself, Skype is responsible for **8%** of global international calling. But only a small number of 'Skypers' know that the software was developed in Estonia. With headquarters in Luxemburg and its development center in Estonia, Skype is a truly European company.



THE EU IN THE WORLD

FACTS AND FIGURES

The World's Largest Trading Bloc

Champion of Multilateralism

EU Peacekeeping Missions and
Operations in the World

The World's Largest Donor

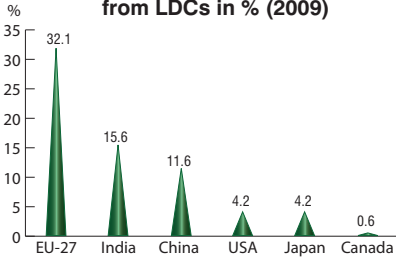
Standard-Setter in Move to Low
Carbon Economy

A Leader in Learning and Innovation

The World's Largest Trading Bloc

The European Union is the world's largest trading bloc, accounting for one-fifth of global trade, and maintaining its position despite the rise of emerging countries such as China.

Share of global agricultural imports from LDCs in % (2009)

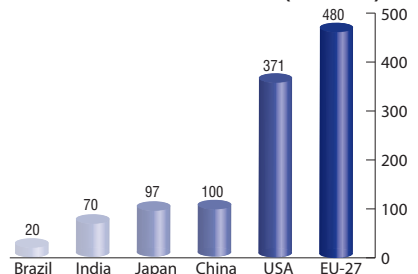


Source: DG Trade

The EU is significantly more open in global trade than comparable economies. For example, the EU imported more agricultural products from Least Developed Countries than USA, India and China combined.

The EU leads in trade of commercial services. Excluding intra-EU trade, the EU had a 26.3% share of the € 1800 billion global exports of services and 24.2% of the € 1700 billion global imports of services in 2009.

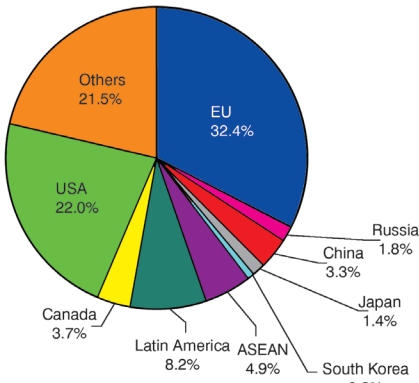
Trade in services 2009 (€ billion)



Source: Eurostat 2010

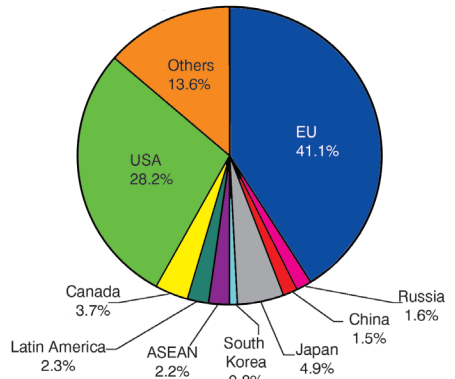
The EU is the world's largest investor and biggest host of Foreign Direct Investment.

Global FDI inward stocks 2009



Excludes intra-EU FDI

Global FDI outward stocks 2009

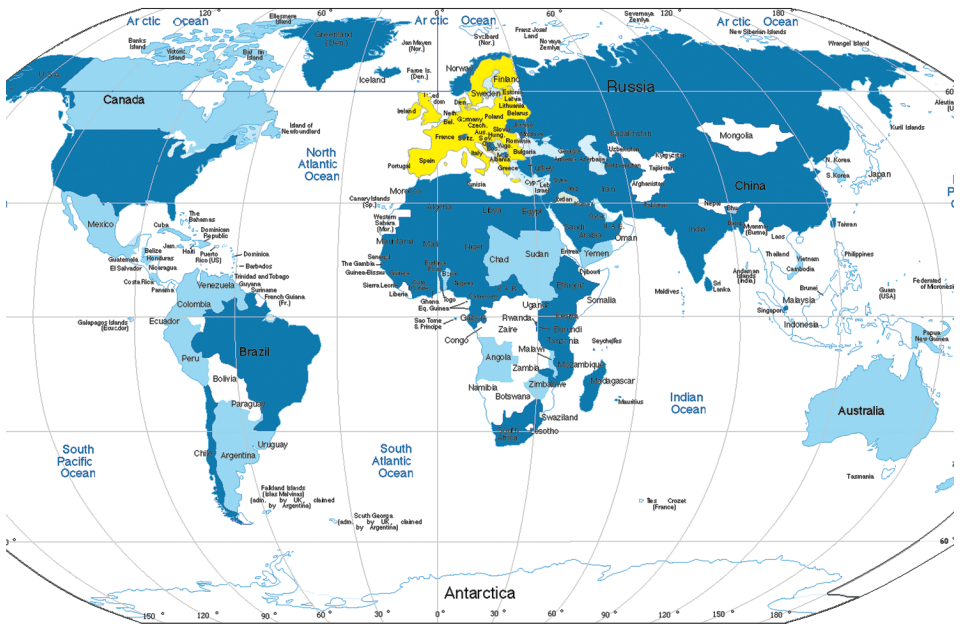


Source: DG Trade

Did you know ?

The EU is the world's largest importer and exporter of goods, accounting for over 17% of imports and over 16% of exports in 2009, excluding intra-EU trade. The EU is the first trading partner of 80 countries and the second one of another 34 countries.

EU's trade presence in the world



Source: European Commission, DG Trade

- European Union
- Countries for which EU is first trading partner
- Countries for which EU is second trading partner

Champion of Multilateralism

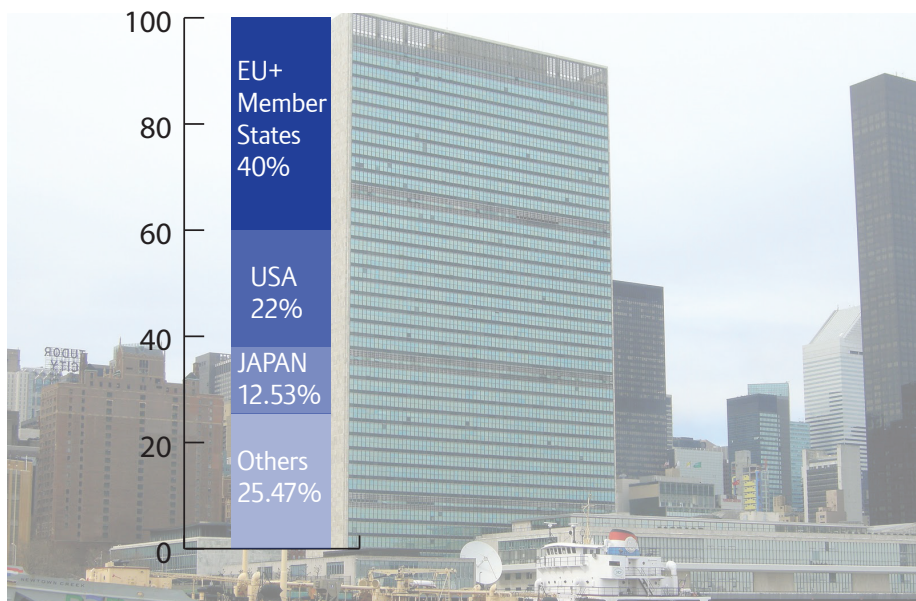
The EU and its Member States are the United Nations' largest financial contributors, providing nearly half of the budgets for UN funds and programmes.

The EU contributes 80% of the

resources of the UN Peace Building Fund.

Over 11,140 men and women from EU Member States are engaged in peacekeeping operations (India contributes nearly 8700 personnel).

Contributions to UN's regular budget for 2010-2012



Source: UN General Assembly

Did you know ?

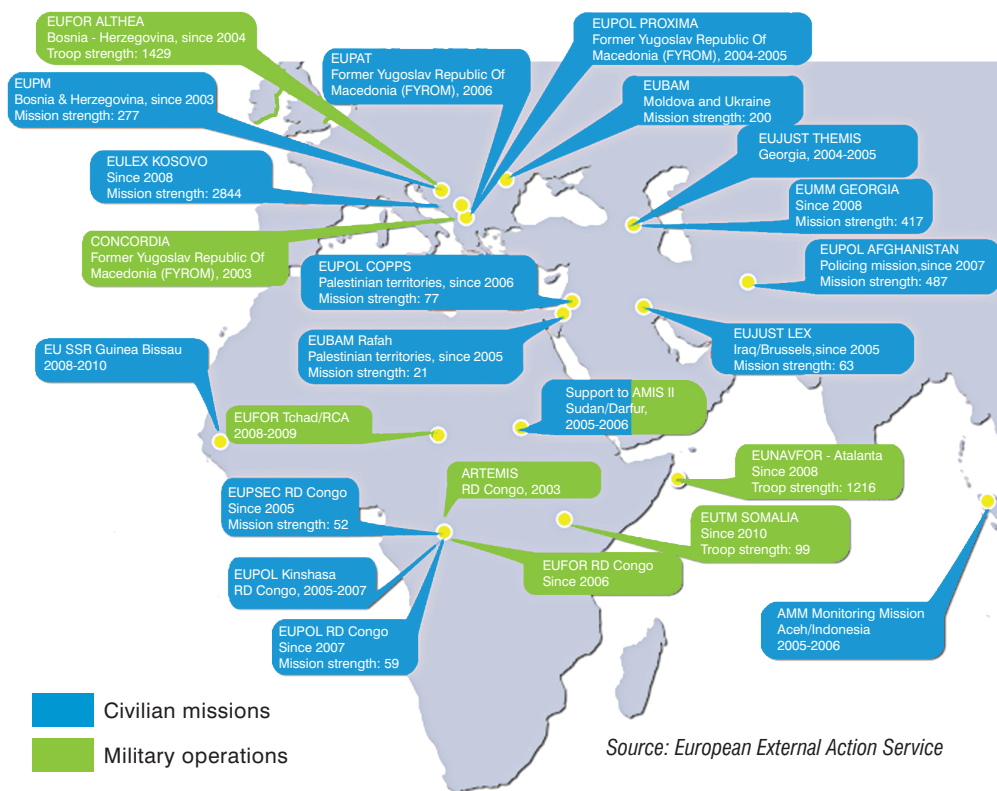
The EU is as much a party to 230 multilateral agreements. The EU has entered into 753 bilateral agreements with 115 countries around the world.

EU Peacekeeping Missions and Operations in the World

The EU has fielded its own peace operations to various parts of the world. *Operation Artemis* to the Democratic Republic of the Congo in June 2003 was the first autonomous EU-led military mission, and showed the EU's ability to operate small

battle groups at a significant distance from Brussels. Since then the EU has embarked on 24 peacekeeping missions, including 7 military operations. This is in addition to EU Member States providing soldiers and police to UN Peacekeeping missions.

Overview of ongoing and completed EU missions











Source: European External Action Service

Did you know ?

In 2008, the EU launched its first-ever naval mission to prevent piracy off the Somali coast through *Operation Atalanta*. Vessels of the World Food Programme and those involved in UN logistical support to the African Union Mission in Somalia benefit from the EU protection.

The World's Largest Donor

The EU's work on Millennium Development Goals has changed lives around the globe	
	Soaring food prices in 2007/8 led to the creation of EU Food Facility to make available €1 billion over 2009 to 2011 to improve agricultural productivity and food supply in the 50 most affected countries.
	Since 2004, over 9 million children were enrolled in primary education and 720,000 primary school teachers were trained with EU support.
	EU supported enrolment of around 85,000 female students in secondary education in 10 countries of Sub-Saharan Africa in the last 5 years. Almost 4000 female students benefited from Erasmus Mundus and other student mobility schemes.
	5.4 million premature deaths were prevented through the EU-supported Global Alliance for Vaccines and Immunisation. Over 5 million children were immunised against measles in the last 5 years.
	EU support led to 10.8 million consultations on reproductive health and over 4 million births attended by health personnel since 2004.
	Access to Antiretroviral combination therapy was provided for 750,000 people with advanced HIV. Insecticide-treated mosquito nets were provided to 7.7 million.
	Since 2004, over 31 million households were connected to drinking water and 9 million to sanitation facilities through EU programmes worth € 400 million per year.
	To promote aid effectiveness, the EU set out 21 measures to be implemented ahead of the international High Level Forum on Aid Effectiveness in Seoul in 2011. Measures include use of beneficiary countries' own systems for channelling aid and division of labour amongst donors.

*Source: EU contribution to the Millennium Development Goals:
Some key results from European Commission programmes, 2010*

Did you know ?

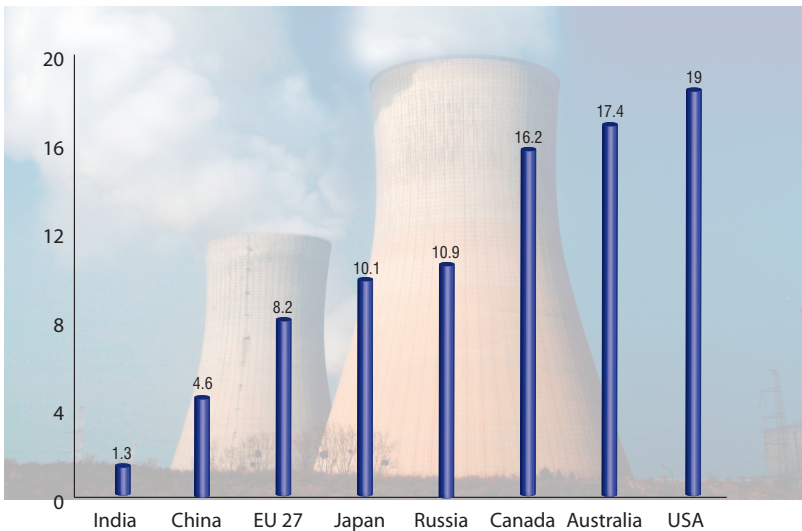
The EU and its Member States are the world's biggest donors, accounting for nearly 55 % of Official Development Assistance. They are also one of the world's largest donors of official humanitarian aid: EU aid reaches 18 million people in over 100 countries. The EU spends € 500 million each year on food, medicines, fuel, medical teams, water treatment experts and logistics staff, almost a third of which goes to UN humanitarian programmes.

Standard-Setter in Move to Low Carbon Economy

The EU has already made significant progress towards its ambitious climate and energy targets for 2020:

- 20% reduction in greenhouse gas emissions compared to 1990 levels (and a 30% reduction in the context of a satisfactory international agreement). ➤ By 2009, EU green house emissions were reduced by 16%.
- 20% improvement in energy efficiency. ➤ The EU was on average 18% more energy efficient in 2007 than in 1990.
- 20% share for renewable in the EU energy mix. ➤ In 2010, renewable sources accounted for 18% of EU's total electricity consumption.

Per capita CO₂ emissions in 2008 (tonnes)



Source: Eurostat

Did you know ?

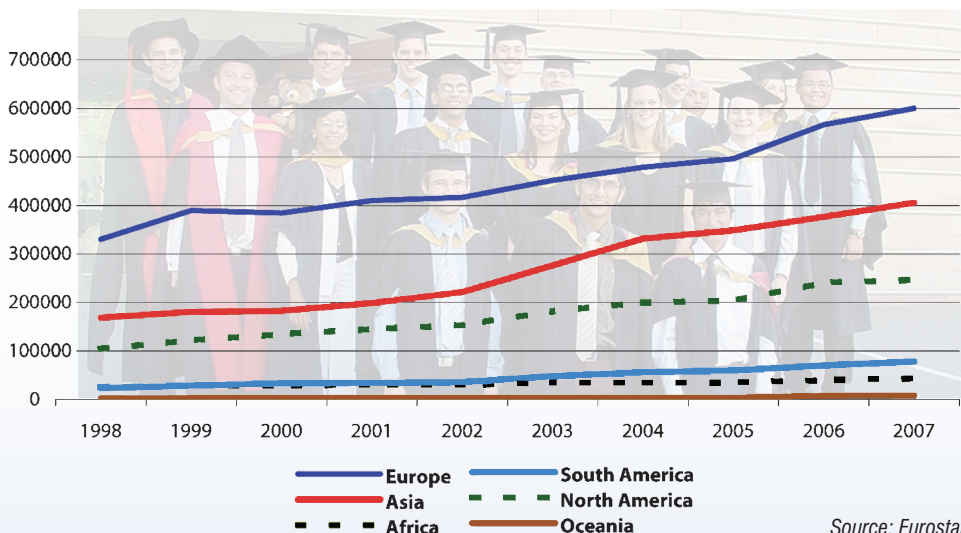
In 2010 the EU mobilised fast start funding of € 2.2 billion to support developing countries' efforts to address climate change. This is part of the EU's commitment to provide € 7.2 billion from 2010 to 2012 to help poor countries as well as developing countries most vulnerable to climate change.

A Leader in Learning and Innovation

Because it is at the forefront of innovation and research, the EU is an attractive destination for students across the world: 406,500 Asian students in 2007, 140% higher than in 1998. The rate of growth, over the same period, was 135% for African students and 238% for students from South America.


Various schemes and scholarships under EU's flagship Erasmus programme enable 200,000 students to study and work abroad each year. Around 90% of European universities take part, and some 1.9 million students have already participated in exchanges since they started in 1987. The programme targets 3 million Erasmus students by 2012.

Increase in students in EU in tertiary education by region of origin



Did you know?

One example of Europe's path-breaking endeavours in research is the world's largest and most advanced experimental tokamak nuclear fusion reactor being built at Cadarache, France. As the host, the EU contributes 45% of the cost of ITER, a joint project with India, China, Japan, South Korea, Russia and USA. The project, which aims to show that it is possible to produce commercial energy from fusion, is expected to cost over € 10 billion.



THE EU AND INDIA

FACTS AND FIGURES

India's Largest Trading Partner

FDI flows between EU and India

Cooperating to Fight Climate Change

Collaborating in Cutting Edge Research


Two Continents, Centuries of Engagement

The 1994 agreement between the European Union (EU) and India was upgraded in 2004 when India and the EU became Strategic Partners. Political dialogue takes place during annual summits. Regular meetings are held at Ministerial and expert level including a rich security dialogue and broad foreign policy consultations.

Economic relations have grown substantially in recent years, with bilateral trade in goods and services rising to € 86 bn. in 2010. Trade in goods alone went up to € 68.0 bn. compared to € 46.7 bn. for India's trade with China and € 36.2 bn. with the USA.

The EU-India Joint Action Plan provides the basis, since 2005, for enhanced cooperation in a diverse range of sectors, covering, inter alia, the fight against terrorism and organised crime, trade and investment, agriculture, energy, employment, research and technology, environment, clean development and climate change, people-to-people contacts and cultural exchanges.

Moreover, the European Union and India are both members of the G20.



EU-India Summit: December 2010

Did You Know?

- The EU is India's number one export market, investment partner and supplier of imports.
- The EU is India's largest supplier of passenger aircraft and energy equipment and technology.

India's Largest Trading Partner

Trade in goods has more than doubled from € 25.6 bn. in 2000 to € 67.77 bn. in 2010 with the EU's exports to India going up from € 13.3 bn. to € 34.7 bn., and imports from India rising from € 12.3 bn. to € 32.9 bn.



Source: Eurostat



Source: Eurostat

In 2010, EU-India trade in services was € 18 bn. EU exports to India accounted for € 9.8 bn., while EU imports of services from India were € 8.1 bn. The main services traded are banking and financial services, sea and air transport and computer and information services.

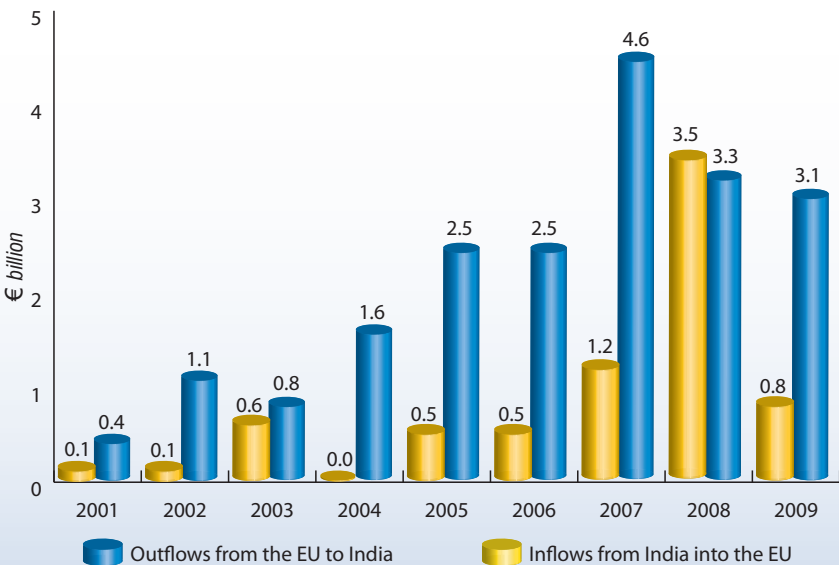
Did You Know?

Each day € 235 mn. worth of goods and services are traded between the EU and India.

FDI flows between EU and India

Many Indian companies have made major acquisitions in Europe. Some examples are:

- Ispat International - LNM Holdings (Netherlands) \$ 13.3 bn. (steel)
- Tata Steel - Corus Group PLC (UK) for \$ 12 bn. (steel)
- Tata-Jaguar Land Rover (UK) for \$2.3 bn. (cars)
- Dr. Reddy's Labs – Betapharm (Germany) \$ 597 mn. (pharma)
- Suzlon Energy - Hansen Group, (Belgium) \$565 mn. (wind turbine equipment)
- Ranbaxy Labs – Terapia (Romania) \$ 324 mn. (pharma)
- Videocon - Thomson SA (France) for \$ 290 mn. (colour picture tubes)

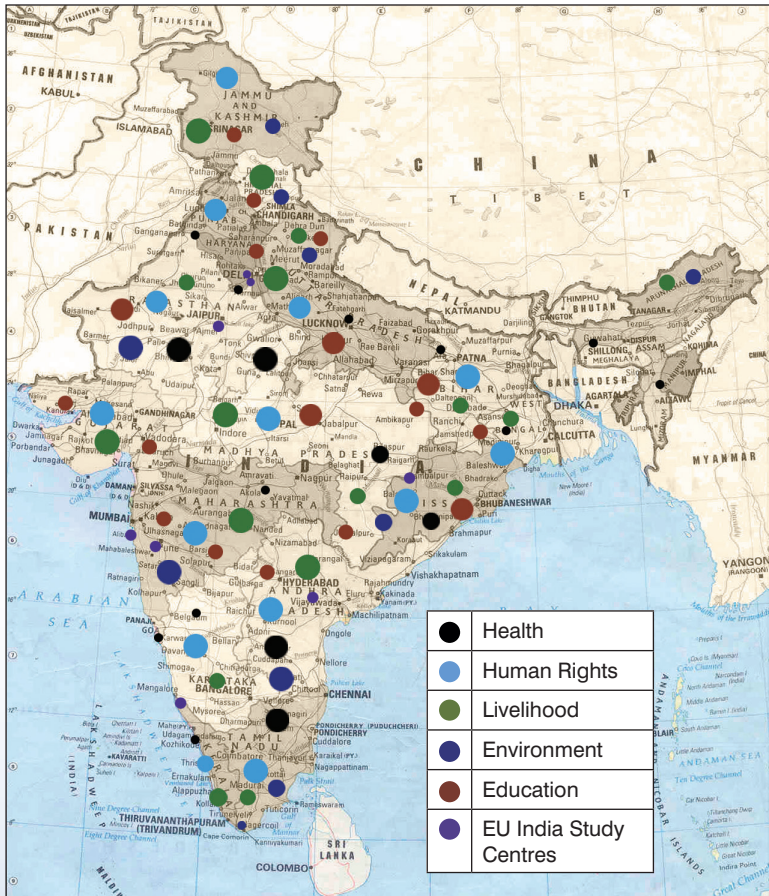


Did you Know?

The EU is the biggest investor in India with a cumulative volume of about € 20.6 bn. since 2000. It is also the most important destination for outward investment from India.

The EU and its Member States are India's largest development partners. Their support to policies and programmes of the central government or states, and to civil society projects is mainly in education, health, energy, environment, and research.

EU Co-operation projects with India



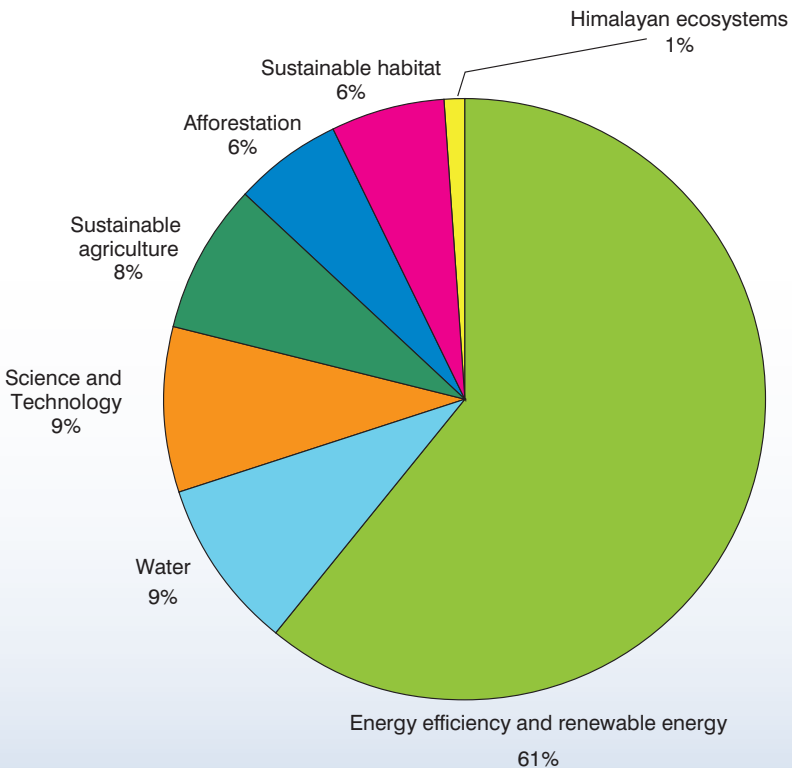
Did You Know?

There are 15 EU-India Study Centres at universities in Milan, Bremen, Leiden, Warsaw, Aarhus, Reutlingen, New Delhi, Pondicherry, Mangalore, Manipal, Chennai, Pune, Jaipur, and Tirunelveli, with the aim of fostering greater knowledge and understanding of the EU in India and of modern India in Europe.

Cooperating to Fight Climate Change

Environment and Climate Change are strategic areas for dialogue in the EU-India Partnership. Climate change cooperation consists of a policy dialogue supported by concrete initiatives in different sectors.

Share of different sectors in the EU's environment cooperation with India



Did You Know?

The EU and its Member States have together committed public funding of more than € 2.1 bn. to environment and climate change related issues in India. This includes € 1.3 bn. in ongoing projects (average € 260 mn. per year), and new activities started in 2011 representing € 820 mn. - a significant increase compared to the last five years.

Collaborating in Cutting Edge Research

EU-India cooperation in research is supporting projects in the areas of computational materials science, food and nutrition research, solar energy research and water related technologies, with an equally shared investment of € 58 mn.

India is the fourth largest participant in the EU's Framework Programme for Research and Technological Development (FP7) with 241 Indian participants involved in 137 funded projects.

In addition, 54 Indian researchers have been awarded Marie Curie Fellowships to carry out post-doctoral research in Europe; and 31 Indian partners are involved in 21 projects funded under a separate International Research Staff Exchange Scheme.



Signing the S&T Cooperation Agreement 2007

Did You Know?

The EU-India S&T Cooperation Agreement is one of 19 such agreements that the EU has with leading R&D performing countries; and the Cooperation Agreement for Fusion Research is one of only 9 such agreements. The S&T section in the EU Delegation in New Delhi is one of 8 such sections in the world.

Two Continents, Centuries of Engagement

- ★ The world's largest democracies, the EU and India, share the common theme 'united in diversity'. Both the EU and India have at present 23 official languages and many dialects.
- ★ The first European book on India is probably the *Indica* of Megasthenes (288 BCE), a Greek traveller to the court of Chandragupta Maurya.
- ★ Maritime ties go back to around 118 BCE when Eudoxus of Cyzicus used the services of an Indian navigator to sail to India.
- ★ The *Hortus Malabaricus* (Garden of Malabar) published by Hendrik van Rhee in the 17th century is the first scientific compilation of flora in any part of Asia, and one of two books cited by Linnaeus in the introduction to his *Species Plantarum* which gave rise to modern plant taxonomy. Comprising 12 volumes of around 500 pages each, this work was the result of collaboration between a large number of Indian and European physicians, botanists, artists and engravers.
- ★ A large Indian diaspora of around 1.8 million lives in Europe.

Did You Know?

In 2011, 268 passenger flights connect the Indian subcontinent with Europe. All major Indian cities have at least three weekly connections to 11 European capitals.

Want to Know More?

Europe in Figures – Eurostat yearbook 2011

http://epp.eurostat.ec.europa.eu/portal/page/portal/product_details/publication?p_product_code=KS-CD-11-001

The European Union and Trade

<http://ec.europa.eu/trade/>

The European Union on the World Stage

http://europa.eu/abc/12lessons/lesson_11/index_en.htm

EU Action Against Climate Change

http://ec.europa.eu/climateaction/index_en.htm

The 7th Framework programme for Research

http://ec.europa.eu/research/fp7/index_en.cfm

European External Action Service – home page

<http://www.eeas.europa.eu/>

Relations with India: EEAS page

http://www.eeas.europa.eu/india/index_en.htm

The EU Delegation to India

http://www.eeas.europa.eu/delegations/india/index_en.htm

The EU's Trade with India

<http://ec.europa.eu/trade/creating-opportunities/bilateral-relations/countries/india/>



Delegation of the European Union to India

65 Golf Links, New Delhi - 110003

Phone: +91-11-49496565,

Fax: +91-11-49496555

Delegation-india@eeas.europa.eu

Website: http://eeas.europa.eu/delegations/india/index_en.htm